

STAFF REPORT



DATE: August 5, 2022

TO: MORPD Advisory Board of Directors

FROM: Darren Woodland, Finance Manager

SUBJECT: Monthly Budget Reports, May 1-31, Period 11, June 1-30, Period 12 and July 1-15, Period 13, FY 2021-22.

FINDINGS:

May Budget Report (Attachment A)- Mission Oaks Recreation and Park District is 92% through the current fiscal year.

- **General Fund Budget**- has received 102% of projected revenues and has consumed 73.3% of the total budget.
- **The Assessment Fund Budget**- has received 100% of projected revenues and has consumed 63.7% of the total budget.
- **General Ledger Accounts**- have been reviewed and accounted for during this period.

June Budget Report (Attachment B)- Mission Oaks Recreation and Park District is 100% through the current fiscal year.

- **The General Fund Budget**- has received 107.7% of projected revenues and has consumed 81.7% of the total budget.
- **The Assessment Fund Budget**- has received 100.7% of projected revenues and has consumed 72.4% of the total budget.
- **General Ledger Accounts**- have been reviewed and accounted for during this period.

July Final Budget Report (Attachment C)- As of July 15, 2022, Mission Oaks Recreation and Park District is 100% complete.

- **The General Fund Budget**- received 108.4%% of projected revenues and consumed 83% of the total budget.
- **The Assessment Fund Budget**- received 101.2% of projected revenues and consumed 73.6% of the total budget.
- **General Ledger Accounts**- have been reviewed and accounted for during this period.


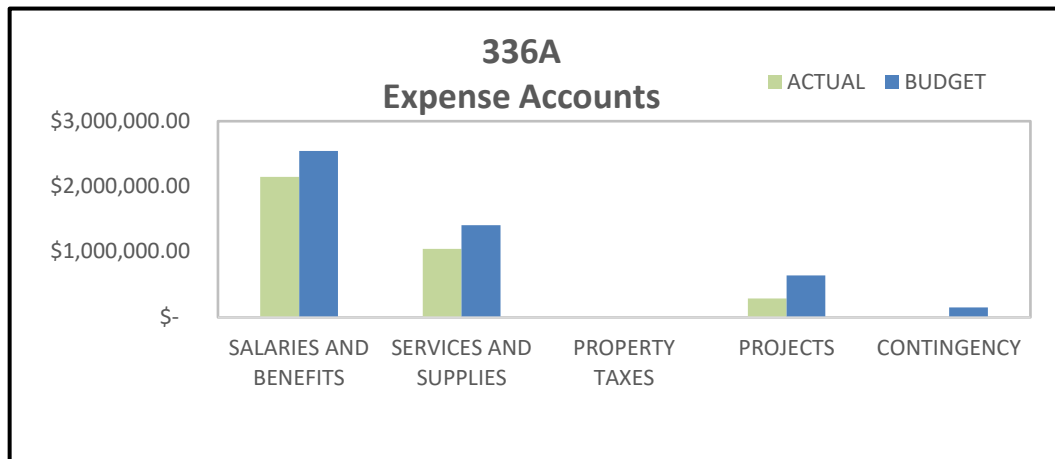
- **Budgets-** The General and Assessment Fund Budgets finished in great condition and the 2021-2022 fiscal year budgets are now closed.



GENERAL FUND - 336A				
EXPENSES	BUDGET	ACTUAL	AVAILABLE	% USED
SALARIES AND BENEFITS	\$ 2,544,210.00	\$ 2,143,887.26	\$ 400,322.74	84.3%
SERVICES AND SUPPLIES	\$ 1,409,752.00	\$ 1,045,372.05	\$ 364,379.95	74.2%
PROPERTY TAXES	\$ 2,263.00	\$ 1,652.86	\$ 610.14	73.0%
PROJECTS	\$ 639,000.00	\$ 288,572.22	\$ 350,427.78	45.2%
CONTINGENCY	\$ 150,000.00	\$ -	\$ 150,000.00	0.0%
TOTAL EXPENSE	\$ 4,745,225.00	\$ 3,479,484.39	\$ 1,265,740.61	73.3%

REVENUES	BUDGET	ACTUAL	UNREALIZED	% EARN
PROPERTY TAX REVENUE	\$ 3,187,355.00	\$ 3,269,955.93	\$ (82,600.93)	102.6%
INTEREST/BLDG RENTAL	\$ 50,418.00	\$ 31,248.00	\$ 19,170.00	62.0%
FEDERAL/STATE AID	\$ 54,329.00	\$ 36,948.03	\$ 17,380.97	68.0%
CHARGES FOR SERVICES	\$ 629,297.00	\$ 646,270.92	\$ (16,973.92)	102.7%
MISCELLANEOUS REVENUE	\$ 32,333.00	\$ 51,124.46	\$ (18,791.46)	158.1%
TOTAL REVENUE	\$ 3,953,732.00	\$ 4,035,547.34	\$ (81,815.34)	102.1%

CARRYOVER BALANCE	\$ 398,664.00	\$ 398,664.00	\$ (954,726.95)	100.0%
OVER/UNDER	\$ 392,829.00	\$ -	\$ -	





YTD Budget Report
 General Fund - 336A
 May 2022

Fiscal Year 2021-2022
 Period 11
 (92% of the Year Complete)

COMMITMENT ITEM	BUDGET	ACTUAL	PENDING	AVAILABLE	% USED
10111000 FULL-TIME WAGES	\$ 1,264,957.00	\$ 1,140,329.92	\$ -	\$ 124,627.08	90.1%
10112100 PART-TIME WAGES	\$ 410,000.00	\$ 281,777.12	\$ -	\$ 128,222.88	68.7%
10112400 BOARD MEMBER	\$ 6,000.00	\$ 2,050.00	\$ -	\$ 3,950.00	34.2%
10113200 TIME/ONE HALF OT	\$ 1,000.00	\$ 165.46	\$ -	\$ 834.54	16.5%
10114300 ALLOWANCES	\$ 6,000.00	\$ 5,500.00	\$ -	\$ 500.00	91.7%
10115200 TERMINAL PAY	\$ -	\$ 1,847.74	\$ -	\$ (1,847.74)	0.0%
10121000 RETIREMENT	\$ 432,113.00	\$ 388,904.37	\$ -	\$ 43,208.63	90.0%
10122000 OASDHI	\$ 24,374.00	\$ 19,580.32	\$ -	\$ 4,793.68	80.3%
10123000 GROUP INSURANCE	\$ 289,644.00	\$ 219,375.44	\$ -	\$ 70,268.56	75.7%
10123002 DENTAL INSURANCE	\$ 29,640.00	\$ 22,115.50	\$ -	\$ 7,524.50	74.6%
10123003 LIFE INSURANCE	\$ 252.00	\$ 193.00	\$ -	\$ 59.00	76.6%
10123004 VISION INSURANCE	\$ 435.00	\$ 425.36	\$ -	\$ 9.64	97.8%
10124100 WORKER'S COMP	\$ 63,360.00	\$ 53,508.66	\$ -	\$ 9,851.34	84.5%
10125000 UNEMPLOYMENT - ACP	\$ -	\$ 8,001.04	\$ -	\$ (8,001.04)	0.0%
10125100 STATE UNEMPLOYMEN	\$ 16,435.00	\$ 113.33	\$ -	\$ 16,321.67	48.7%
* 10 - SALARIES AND BENEFITS	\$ 2,544,210.00	\$ 2,143,887.26	\$ -	\$ 400,322.74	84.3%
20205000 ADVERTISING	\$ 4,200.00	\$ 1,475.82	\$ -	\$ 2,724.18	35.1%
20202100 BOOKS/PER SVC	\$ 400.00	\$ 255.89	\$ -	\$ 144.11	64.0%
20202200 BOOKS/PER SUP	\$ 300.00	\$ 225.00	\$ -	\$ 75.00	75.0%
20202900 BUS/CONFERENCE E	\$ 8,300.00	\$ 7,543.67	\$ -	\$ 756.33	90.9%
20203500 ED/TRAINING SVC	\$ 8,835.00	\$ 5,130.12	\$ -	\$ 3,704.88	58.1%
20203600 ED/TRAINING SUP	\$ 500.00	\$ -	\$ -	\$ 500.00	0.0%
20203900 EMP TRANSPORTATION	\$ 3,325.00	\$ 1,697.31	\$ -	\$ 1,627.69	51.0%
20205100 INS LIABILITY	\$ 113,750.00	\$ 109,835.29	\$ -	\$ 3,914.71	96.6%
20206100 MEMBERSHIP DUES	\$ 8,424.00	\$ 8,129.43	\$ -	\$ 294.57	96.5%
20206500 MICROFILM SVC	\$ 100.00	\$ 96.15	\$ -	\$ 3.85	96.2%
20206600 MICROFILM SUP	\$ 100.00	\$ 35.83	\$ -	\$ 64.17	35.8%
20207600 OFFICE SUPPLIES	\$ 6,000.00	\$ 3,566.89	\$ -	\$ 2,433.11	59.4%
20208100 POSTAL SVC	\$ 11,500.00	\$ 12,359.76	\$ -	\$ (859.76)	107.5%
20208102 STAMPS	\$ -	\$ -	\$ -	\$ -	0.0%
20208500 PRINTING SVC	\$ 35,000.00	\$ 29,936.93	\$ -	\$ 5,063.07	85.5%
20211100 BLDG MAINT SVC	\$ 17,000.00	\$ 18,167.88	\$ -	\$ (1,167.88)	106.9%
20211200 BLDG MAINT SUP	\$ 7,350.00	\$ 4,488.45	\$ -	\$ 2,861.55	61.1%
20212200 CHEMICAL SUPPLIE	\$ 3,000.00	\$ 1,563.20	\$ -	\$ 1,436.80	52.1%
20213100 ELECT MAINT SVC	\$ 3,500.00	\$ -	\$ -	\$ 3,500.00	0.0%
20213200 ELECT MAINT SUP	\$ 2,300.00	\$ 37.15	\$ -	\$ 2,262.85	1.6%
20214100 LAND IMP MAINT SVC	\$ 32,000.00	\$ 18,726.51	\$ -	\$ 13,273.49	58.5%
20214200 LAND IMP MAINT SUP	\$ 36,450.00	\$ 26,965.44	\$ -	\$ 9,484.56	74.0%
20215100 MECH SYS MAINT SVC	\$ 11,100.00	\$ 14,955.83	\$ -	\$ (3,855.83)	134.7%
20215200 MECH SYS MAINT SUP	\$ 4,400.00	\$ 1,571.05	\$ -	\$ 2,828.95	35.7%
20216100 PAINTING SVC	\$ 1,000.00	\$ 975.00	\$ -	\$ 25.00	97.5%
20216200 PAINTING SUP	\$ 2,500.00	\$ 1,747.49	\$ -	\$ 752.51	69.9%
20216700 PLUMBING MAINT SVC	\$ 10,000.00	\$ 8,808.51	\$ -	\$ 1,191.49	88.1%
20216800 PLUMBING MAINT SUP	\$ 14,000.00	\$ 23,986.51	\$ -	\$ (9,986.51)	171.3%
20217100 RENTS/LEASES/RL	\$ 16,000.00	\$ 13,255.00	\$ -	\$ 2,745.00	82.8%
20218500 PERMIT CHARGES	\$ 1,000.00	\$ 1,138.62	\$ -	\$ (138.62)	113.9%
20219100 ELECTRICITY	\$ 80,000.00	\$ 59,456.15	\$ -	\$ 20,543.85	74.3%
20219200 NAT GAS/LPG/FUEL	\$ 8,300.00	\$ 8,647.81	\$ -	\$ (347.81)	104.2%
20219300 REF COLL/DISP SV	\$ 30,000.00	\$ 34,089.47	\$ -	\$ (4,089.47)	113.6%



YTD Budget Report
 General Fund - 336A
 May 2022

Fiscal Year 2021-2022
 Period 11
 (92% of the Year Complete)

COMMITMENT ITEM	BUDGET	ACTUAL	PENDING	AVAILABLE	% USED
20219500 SEWAGE DISP SVC	\$ 9,000.00	\$ 9,179.19	\$ -	\$ (179.19)	102.0%
20219700 TELEPHONE SVC	\$ 59,000.00	\$ 37,977.01	\$ -	\$ 21,022.99	64.4%
20220500 AUTO MAINT SVC	\$ 7,000.00	\$ 12,475.80	\$ -	\$ (5,475.80)	178.2%
20220600 AUTO MAINT SUP	\$ 2,000.00	\$ 2,707.09	\$ -	\$ (707.09)	135.4%
20222600 EXPEND TOOLS	\$ 3,000.00	\$ 2,036.99	\$ -	\$ 963.01	67.9%
20222700 CELLPHONE/PAGER	\$ 10,000.00	\$ 3,735.07	\$ -	\$ 6,264.93	37.4%
20223600 FUEL/LUBRICANTS	\$ 25,750.00	\$ 21,215.94	\$ -	\$ 4,534.06	82.4%
20226200 OFFICE EQ MAINT	\$ 3,800.00	\$ 736.79	\$ -	\$ 3,063.21	19.4%
20226500 INVENTORIAL EQUIP	\$ 18,000.00	\$ 3,831.32	\$ -	\$ 14,168.68	21.3%
20227500 RENT/LEASE EQUIP	\$ 2,900.00	\$ 6,447.71	\$ -	\$ (3,547.71)	222.3%
20228100 SHOP EQ MAINT SV	\$ 500.00	\$ 220.00	\$ -	\$ 280.00	44.0%
20229100 OTHER EQ MAINT SVC	\$ 500.00	\$ 856.13	\$ -	\$ (356.13)	171.2%
20229200 OTHER EQ MAINT SUP	\$ 2,600.00	\$ 2,433.91	\$ -	\$ 166.09	93.6%
20231300 UNIFORM ALLOW	\$ 7,197.00	\$ 7,876.36	\$ -	\$ (679.36)	109.4%
20231400 CLOTH/PERSONAL	\$ 6,000.00	\$ 4,471.28	\$ -	\$ 1,528.72	74.5%
20232100 CUSTODIAL SVC	\$ 74,700.00	\$ 65,749.24	\$ -	\$ 8,950.76	88.0%
20232200 CUSTODIAL SUP	\$ 16,000.00	\$ 17,868.29	\$ -	\$ (1,868.29)	111.7%
20233100 FOOD/CATERING SV	\$ 7,500.00	\$ 1,041.95	\$ -	\$ 6,458.05	13.9%
20233200 FOOD/CATERING SUP	\$ 10,000.00	\$ 3,386.85	\$ -	\$ 6,613.15	33.9%
20234200 KITCHEN SUP	\$ 1,000.00	\$ 86.11	\$ -	\$ 913.89	8.6%
20244400 MEDICAL SUPPLIES	\$ 6,650.00	\$ 6,481.92	\$ -	\$ 168.08	97.5%
20250500 ACCOUNTING SVC	\$ 28,700.00	\$ 700.00	\$ -	\$ 28,000.00	2.4%
20250700 ASSESSMENT COLL	\$ 50,575.00	\$ 37,193.36	\$ -	\$ 13,381.64	73.5%
20254100 PERSONNEL SVC	\$ 5,000.00	\$ 1,197.00	\$ -	\$ 3,803.00	23.9%
20254400 SAFETY PROGRAM	\$ -	\$ -	\$ -	\$ -	0.0%
20257100 SECURITY SVC	\$ 171,400.00	\$ 158,097.34	\$ -	\$ 13,302.66	92.2%
20259100 OTHER PROF SVC	\$ 1,200.00	\$ 9,707.66	\$ -	\$ (8,507.66)	809.0%
20281100 DATA PROCESSING SV	\$ 30,000.00	\$ 20,776.32	\$ -	\$ 9,223.68	69.3%
20281200 DATA PROCESSING SU	\$ 2,000.00	\$ 439.95	\$ -	\$ 1,560.05	22.0%
20281201 HARDWARE	\$ 2,000.00	\$ 3,781.06	\$ -	\$ (1,781.06)	189.1%
20281202 SOFTWARE	\$ 15,144.00	\$ 20,937.90	\$ -	\$ (5,793.90)	138.3%
20281304 SALES TAX	\$ 1,000.00	\$ -	\$ -	\$ 1,000.00	0.0%
20283101 FEES	\$ -	\$ -	\$ -	\$ -	0.0%
20285100 RECREATIONAL SVC	\$ 270,000.00	\$ 111,724.63	\$ -	\$ 158,275.37	41.4%
20285200 RECREATIONAL SUP	\$ 19,000.00	\$ 17,958.15	\$ -	\$ 1,041.85	94.5%
20285300 RECREATIONAL PROG	\$ 50,000.00	\$ 15,636.62	\$ -	\$ 34,363.38	31.3%
20285600 SPORTS FIELD SPP	\$ -	\$ -	\$ -	\$ -	0.0%
20287800 CREDIT CARD FEES	\$ 1,000.00	\$ 49.01	\$ -	\$ 950.99	4.9%
20288000 PY EXPEND	\$ 600.00	\$ -	\$ -	\$ 600.00	0.0%
20289600 CASH/INV SHORTAGE	\$ -	\$ 448.66	\$ -	\$ (448.66)	0.0%
20289800 OTHER OP EXP SUP	\$ 1,200.00	\$ 5,139.15	\$ 2,039.44	\$ (5,978.59)	598.2%
20289900 OTHER OP EXP SVC	\$ 3,250.00	\$ 7,950.81	\$ (2,039.44)	\$ (2,661.37)	181.9%
20291500 COMPASS COSTS	\$ 3,952.00	\$ 3,951.32	\$ -	\$ 0.68	100.0%
* 20 - SERVICES AND SUPPLIES	\$ 1,409,752.00	\$ 1,045,372.05	\$ -	\$ 364,379.95	74.2%
30345000 TAX/LIC/ASSESS	\$ 2,263.00	\$ 1,652.86	\$ -	\$ 610.14	73.0%
* 30 - OTHER CHARGES	\$ 2,263.00	\$ 1,652.86	\$ -	\$ 610.14	73.0%
42420100 BUILDINGS	\$ -	\$ -	\$ -	\$ -	0.0%
42420200 STRUCTURES	\$ 639,000.00	\$ 288,572.22	\$ -	\$ 350,427.78	45.2%



YTD Budget Report
 General Fund - 336A
 May 2022

Fiscal Year 2021-2022
 Period 11
 (92% of the Year Complete)

COMMITMENT ITEM	BUDGET	ACTUAL	PENDING	AVAILABLE	% USED
* 42 - BUILDINGS	\$ 639,000.00	\$ 288,572.22	\$ -	\$ 350,427.78	45.2%
79790100 CONTINGENCY APPR	\$ 150,000.00	\$ -	\$ -	\$ 150,000.00	0.0%
* 79 - APPROPRIATIONS	\$ 150,000.00	\$ -	\$ -	\$ 150,000.00	0.0%
** TOTAL EXPENDITURES	\$ 4,745,225.00	\$ 3,479,484.39	\$ -	\$ 1,265,740.61	73.3%

91910100 PROP TAX CUR SEC	\$ (2,938,710.00)	\$ (2,982,634.66)	\$ -	\$ 43,924.66	101.5%
91910200 PROP TAX CUR UNS	\$ (105,929.00)	\$ (104,767.09)	\$ -	\$ (1,161.91)	98.9%
91910300 PROP TAX CUR SUP	\$ (54,002.00)	\$ (91,390.50)	\$ -	\$ 37,388.50	169.2%
91910400 PROP TAX SEC DEL	\$ (23,000.00)	\$ (21,781.56)	\$ -	\$ (1,218.44)	94.7%
91910500 PROP TAX SUP DEL	\$ (3,500.00)	\$ (3,900.91)	\$ -	\$ 400.91	111.5%
91910600 PROP TAX UNITARY	\$ (60,104.00)	\$ (62,317.26)	\$ -	\$ 2,213.26	103.7%
91912000 PROP TAX REDEMPTIO	\$ (150.00)	\$ (279.64)	\$ -	\$ 129.64	186.4%
91913000 PROP TAX PR UNSE	\$ (1,500.00)	\$ (1,887.18)	\$ -	\$ 387.18	125.8%
91914000 PROP TAX PENALTY	\$ (460.00)	\$ (997.13)	\$ -	\$ 537.13	216.8%
* 91 - TAXES	\$ (3,187,355.00)	\$ (3,269,955.93)	\$ -	\$ 82,600.93	102.6%
94941000 INTEREST INCOME	\$ (10,418.00)	\$ (6,471.00)	\$ -	\$ (3,947.00)	62.1%
94942900 BLDG RENTAL	\$ (40,000.00)	\$ (24,777.00)	\$ -	\$ (15,223.00)	61.9%
* 94 - REVENUE FROM PROPER	\$ (50,418.00)	\$ (31,248.00)	\$ -	\$ (19,170.00)	62.0%
95952200 HOME PROP TAX	\$ (25,829.00)	\$ (21,752.42)	\$ -	\$ (4,076.58)	533.6%
95953200 AID CO FUNDS	\$ (27,500.00)	\$ -	\$ -	\$ (27,500.00)	0.0%
95956900 STATE AID OTHER	\$ (1,000.00)	\$ (11,229.48)	\$ -	\$ 10,229.48	1122.9%
95959700 FEDERAL TAX CRED	\$ -	\$ (3,966.13)	\$ -	\$ 3,966.13	0.0%
* 95 - INTERGOV REVENUE	\$ (54,329.00)	\$ (36,948.03)	\$ -	\$ (17,380.97)	68.0%
96964600 RECREATION SVC	\$ (595,000.00)	\$ (608,665.19)	\$ 110.00	\$ 13,555.19	102.3%
96969000 LEASE PROP USE	\$ (34,297.00)	\$ (37,605.73)	\$ -	\$ 3,308.73	109.6%
* 96 - CHARGES FOR SERVICES	\$ (629,297.00)	\$ (646,270.92)	\$ 110.00	\$ 16,863.92	102.7%
97971000 CASH OVERAGES	\$ -	\$ -	\$ -	\$ -	0.0%
97973000 DONATIONS	\$ (10,000.00)	\$ (4,525.37)	\$ -	\$ (5,474.63)	45.3%
97974000 INSURANCE PROCEEDS	\$ (10,790.00)	\$ (12,282.72)	\$ -	\$ 1,492.72	113.8%
97979000 MISC. OTHER	\$ (11,543.00)	\$ (34,316.37)	\$ -	\$ 22,773.37	297.3%
* 97 - MISC REVENUE	\$ (32,333.00)	\$ (51,124.46)	\$ -	\$ 18,791.46	158.1%
** TOTAL REVENUES	\$ (3,953,732.00)	\$ (4,035,547.34)	\$ 110.00	\$ 81,705.34	102.1%
*** GRAND TOTAL	\$ 791,493.00	\$ (556,062.95)	\$ 110.00	\$ 1,347,445.95	-70.2%



Monthly Billing Report
 General Fund - 336A
 May 2022

Fiscal Year 2021-2022
 Period 11
 (92% of the Year Complete)

POSTING DATE	AMOUNT	ITEM	VENDOR
5/2/2022	\$ 22.58	D. Woodland-Mileage-Apr	DARREN WOODLAND
5/2/2022	\$ 11.35	D. Tierney-Mileage-Apr	DEBRA TIERNEY
5/2/2022	\$ 316.85	Caltronics-Copies-Apr	JJR ENTERPRISES INC
5/2/2022	\$ 2,122.18	WEX-Gas-April 2022	WEX BANK
5/2/2022	\$ 6,400.00	City Wide-Janitorial	SCOTT WATERS
5/2/2022	\$ 1,286.80	City Wide-Janitorial	SCOTT WATERS
5/2/2022	\$ 280.00	R. SMITH-TAI CHI CLA	RAPHAEL SMITH
5/2/2022	\$ 49.00	R. SMITH-CHINESE BOX	RAPHAEL SMITH
5/2/2022	\$ 480.00	WHEELER-MEMOIR CLASS	KELLI WHEELER
5/2/2022	\$ 350.00	SWAYNE-LINE DANCE CL	WILLIAM SWAYNE
5/2/2022	\$ 105.00	ESTEY-TAP CLASS-APRI	MONICA ESTEY
5/2/2022	\$ 462.00	EATON-YOGA-APRIL 202	TONI EATON
5/2/2022	\$ 1,000.00	D. Woodland-Petty Cash	DARREN WOODLAND IMPREST CA
5/3/2022	\$ 84.00	ALISON LLOYD-BABY BA	ALISON LLOYD
5/3/2022	\$ 1,920.00	P. HADDOW-TENNIS & P	PETER HADDOW
5/3/2022	\$ 308.70	SORIANO-ZUMBA CLASSES	KATHRYN SORIANO
5/5/2022	\$ 269.50	A. DAMORE-FUN FIT FO	ANTHEA DAMORE
5/5/2022	\$ 560.00	A. DAMORE-VIRTUAL FUN FIT	ANTHEA DAMORE
5/10/2022	\$ 31.50	Canva-Posters-Easter	US BANK CORPORATE PAYMENT
5/10/2022	\$ 23.99	Sac Bee-Subscription	US BANK CORPORATE PAYMENT
5/10/2022	\$ 105.00	CARPD-Conference Reg	US BANK CORPORATE PAYMENT
5/10/2022	\$ 15.21	Lippold-Mileage-Apri	ELIZABETH LIPPOLD
5/10/2022	\$ 62.13	Hichborn-Mileage-Apr	JASON HICHBORN
5/10/2022	\$ 150.00	CPRS-Annual Membersh	US BANK CORPORATE PAYMENT
5/10/2022	\$ 150.00	CPRS-Annual Membersh	US BANK CORPORATE PAYMENT
5/10/2022	\$ 29.96	1and1-Irrigation Software	US BANK CORPORATE PAYMENT
5/10/2022	\$ 92.27	Walkers Office Suppl	US BANK CORPORATE PAYMENT
5/10/2022	\$ 118.00	USPS-Stamps	US BANK CORPORATE PAYMENT
5/10/2022	\$ 22.16	Emigh-Duster-Toilet	US BANK CORPORATE PAYMENT
5/10/2022	\$ 32.10	Emigh-Adhesive-Light	US BANK CORPORATE PAYMENT
5/10/2022	\$ 20.46	Emigh-Nails-MOCC	US BANK CORPORATE PAYMENT
5/10/2022	\$ 734.66	Home Depot-Anchor Kits	US BANK CORPORATE PAYMENT
5/10/2022	\$ 79.43	Home Depot-Inv 20106	HOME DEPOT
5/10/2022	\$ 82.50	Earthwise Pest Mgmt-	US BANK CORPORATE PAYMENT
5/10/2022	\$ 230.80	MDF-Drinking Fountai	US BANK CORPORATE PAYMENT
5/10/2022	\$ 166.39	Green Acres-Memorial	US BANK CORPORATE PAYMENT
5/10/2022	\$ 212.01	Harbor Freight-Glove	US BANK CORPORATE PAYMENT
5/10/2022	\$ 181.63	Harbor Freight-Glove	US BANK CORPORATE PAYMENT
5/10/2022	\$ 76.29	Home Depot-Inv 30931	HOME DEPOT
5/10/2022	\$ 50.53	Emigh-Paint-Rollers-	US BANK CORPORATE PAYMENT
5/10/2022	\$ 78.47	Emigh-Misc Irrigatio	US BANK CORPORATE PAYMENT
5/10/2022	\$ 56.28	Emigh-Misc Irrigatio	US BANK CORPORATE PAYMENT
5/10/2022	\$ 27.06	Home Depot-Misc Irri	US BANK CORPORATE PAYMENT
5/10/2022	\$ 117.87	Backflow Dist Inc-Test	US BANK CORPORATE PAYMENT
5/10/2022	\$ 8.18	Emigh-Metal Dividers	US BANK CORPORATE PAYMENT
5/10/2022	\$ 4,079.87	Sprinkler Srvc & Sup	US BANK CORPORATE PAYMENT
5/10/2022	\$ 27.99	Emigh-Flex Tape-Ashton	US BANK CORPORATE PAYMENT
5/10/2022	\$ 5,926.32	SMUD-Electricity-Col	US BANK CORPORATE PAYMENT
5/10/2022	\$ 58.01	PG&E-Gas-1616 Mission	US BANK CORPORATE PAYMENT



Monthly Billing Report
 General Fund - 336A
 May 2022

Fiscal Year 2021-2022
 Period 11
 (92% of the Year Complete)

POSTING DATE	AMOUNT	ITEM	VENDOR
5/10/2022	\$ 476.71	PG&E-Gas-4701 Gibbon	US BANK CORPORATE PAYMENT
5/10/2022	\$ 123.66	PG&E-Gas-3344 Missio	US BANK CORPORATE PAYMENT
5/10/2022	\$ 479.24	PG&E-Gas-2350 Northr	US BANK CORPORATE PAYMENT
5/10/2022	\$ 1,501.91	Republic Services-Ga	US BANK CORPORATE PAYMENT
5/10/2022	\$ 555.38	Republic Services-Ga	US BANK CORPORATE PAYMENT
5/10/2022	\$ 524.45	Republic Services-Ga	US BANK CORPORATE PAYMENT
5/10/2022	\$ 1,770.09	Republic Services-Ga	US BANK CORPORATE PAYMENT
5/10/2022	\$ 300.00	Rivers & Mounds Inc-	RIVERS & MOUNDS INC
5/10/2022	\$ 4,703.97	Consolidated Communi	US BANK CORPORATE PAYMENT
5/10/2022	\$ 80.56	Allstream-Telephone	US BANK CORPORATE PAYMENT
5/10/2022	\$ 172.36	O'Reilly Auto-Ball M	US BANK CORPORATE PAYMENT
5/10/2022	\$ 59.22	Emigh-Toolbox-2022 F	US BANK CORPORATE PAYMENT
5/10/2022	\$ 60.47	Emigh-Fasteners-09 F	US BANK CORPORATE PAYMENT
5/10/2022	\$ 110.28	Amazon-Signs-Chainsa	US BANK CORPORATE PAYMENT
5/10/2022	\$ 442.32	T-mobile-Cellphone-l	US BANK CORPORATE PAYMENT
5/10/2022	\$ 40.00	Hichborn-Cellphone-	JASON HICHBORN
5/10/2022	\$ 125.00	Arco-Gas-09 Ford F25	US BANK CORPORATE PAYMENT
5/10/2022	\$ 478.34	Belkorp-Spray Nozzel	US BANK CORPORATE PAYMENT
5/10/2022	\$ 136.72	Mission Linen Supply	US BANK CORPORATE PAYMENT
5/10/2022	\$ 336.12	Amazon-Trash Bags	US BANK CORPORATE PAYMENT
5/10/2022	\$ 113.32	First Choice-Coffee-	US BANK CORPORATE PAYMENT
5/10/2022	\$ 318.80	Mission Linen Supply	US BANK CORPORATE PAYMENT
5/10/2022	\$ 273.79	Cintas-Eye Wash Serv	CINTAS CORPORATION NO 2
5/10/2022	\$ 192.00	Dept of Justice-Fing	STATE OF CALIFORNIA
5/10/2022	\$ 120.00	SE Technology-Inv 83	S E TECHNOLOGIES INC
5/10/2022	\$ 135.00	SE Technology-Inv 83	S E TECHNOLOGIES INC
5/10/2022	\$ 165.00	SE Technology-Inv 83	S E TECHNOLOGIES INC
5/10/2022	\$ 135.00	SE Technology-Inv 83	S E TECHNOLOGIES INC
5/10/2022	\$ 120.00	SE Technology-Inv 83	S E TECHNOLOGIES INC
5/10/2022	\$ 135.00	SE Technology-Inv 83	S E TECHNOLOGIES INC
5/10/2022	\$ 120.00	SE Technology-Inv 83	S E TECHNOLOGIES INC
5/10/2022	\$ 3,894.35	Sheriff's Off Duty P	SACRAMENTO COUNTY SHERIFF'
5/10/2022	\$ 9,425.00	FEC-Security Service	FULTON-EL CAMINO REC & PAR
5/10/2022	\$ 364.80	Express Employment-R	US BANK CORPORATE PAYMENT
5/10/2022	\$ 288.00	Express Employment-R	US BANK CORPORATE PAYMENT
5/10/2022	\$ 307.20	Express Employment-R	US BANK CORPORATE PAYMENT
5/10/2022	\$ 200.00	Streamline-District	US BANK CORPORATE PAYMENT
5/10/2022	\$ 14.99	Adobe-Monthly Subscr	US BANK CORPORATE PAYMENT
5/10/2022	\$ 125.00	Constant Contact-Mon	US BANK CORPORATE PAYMENT
5/10/2022	\$ 14.99	Adobe-Monthly Subscr	US BANK CORPORATE PAYMENT
5/10/2022	\$ 74.95	Zoom-Annual Subscrip	US BANK CORPORATE PAYMENT
5/10/2022	\$ 99.00	Microsoft Office-Sub	US BANK CORPORATE PAYMENT
5/10/2022	\$ 160.00	Microsoft Office-Sub	US BANK CORPORATE PAYMENT
5/10/2022	\$ 367.50	JARBOE-BALLET TAP-4/	VERONICA JARBOE
5/10/2022	\$ 1,407.00	D. KNOX-TENNIS CLASS	DEVIN BOYTANA KNOX
5/10/2022	\$ 12.00	Amazon-Golden Easter	US BANK CORPORATE PAYMENT
5/10/2022	\$ 88.85	Amazon-Stickers-Toys	US BANK CORPORATE PAYMENT
5/10/2022	\$ 21.09	Joann-Hot Glue Stick	US BANK CORPORATE PAYMENT
5/10/2022	\$ 48.30	Amazon-Plastic Bags-	US BANK CORPORATE PAYMENT



Monthly Billing Report
 General Fund - 336A
 May 2022

Fiscal Year 2021-2022
 Period 11
 (92% of the Year Complete)

POSTING DATE	AMOUNT	ITEM	VENDOR
5/10/2022	\$ 23.90	Walmart-Candy-Table	US BANK CORPORATE PAYMENT
5/10/2022	\$ 34.95	Raleys-Candy-Easter	US BANK CORPORATE PAYMENT
5/10/2022	\$ 56.46	Target-Gift Cards-Ca	US BANK CORPORATE PAYMENT
5/10/2022	\$ 26.93	Amazon-Drawstring Ba	US BANK CORPORATE PAYMENT
5/10/2022	\$ 10.00	Target-Gift Card-Eas	US BANK CORPORATE PAYMENT
5/10/2022	\$ 9.53	Dollar Tree-Decorati	US BANK CORPORATE PAYMENT
5/10/2022	\$ 10.00	McDonalds-Gift Card-	US BANK CORPORATE PAYMENT
5/10/2022	\$ 2.69	Dollar Tree-Foam Boa	US BANK CORPORATE PAYMENT
5/10/2022	\$ 4.04	Dollar Tree-Candy-Ea	US BANK CORPORATE PAYMENT
5/10/2022	\$ 4.67	Staples-Posterboard-	US BANK CORPORATE PAYMENT
5/10/2022	\$ 13.00	Emigh-Tomato Cages-E	US BANK CORPORATE PAYMENT
5/10/2022	\$ 10.00	Jamba Juice-Gift Car	US BANK CORPORATE PAYMENT
5/10/2022	\$ 38.07	That's Cheap-Jars-Sp	US BANK CORPORATE PAYMENT
5/10/2022	\$ 19.05	Michaels-Paint-Point	US BANK CORPORATE PAYMENT
5/10/2022	\$ 53.86	Amazon-Walkie Talkie	US BANK CORPORATE PAYMENT
5/10/2022	\$ 266.07	Amazon-Cones-Softball	US BANK CORPORATE PAYMENT
5/10/2022	\$ 235.60	Amazon-Measuring Tap	US BANK CORPORATE PAYMENT
5/10/2022	\$ 25.84	Target-Lego Sets-Cam	US BANK CORPORATE PAYMENT
5/10/2022	\$ 132.22	CVS-Candy-Easter Event	US BANK CORPORATE PAYMENT
5/10/2022	\$ 247.81	Target-Bluetooth Spe	US BANK CORPORATE PAYMENT
5/10/2022	\$ 580.19	Discount School Supp	US BANK CORPORATE PAYMENT
5/10/2022	\$ 210.00	Lowes-Supplies-Carni	US BANK CORPORATE PAYMENT
5/10/2022	\$ 19.47	Target-Legos-Lego Cl	US BANK CORPORATE PAYMENT
5/10/2022	\$ 60.68	Walmart-Dance Camp S	US BANK CORPORATE PAYMENT
5/10/2022	\$ 18.49	Party City-Disco Bal	US BANK CORPORATE PAYMENT
5/10/2022	\$ 230.16	Amazon-Powders-Sprin	US BANK CORPORATE PAYMENT
5/10/2022	\$ 18.68	CVS-Supplies-Spring	US BANK CORPORATE PAYMENT
5/10/2022	\$ 46.27	Target-Tie-Dye-Spring	US BANK CORPORATE PAYMENT
5/10/2022	\$ 4.21	Raleys-Spoons-Spring	US BANK CORPORATE PAYMENT
5/10/2022	\$ 11.84	Target-Ziploc Bags-S	US BANK CORPORATE PAYMENT
5/10/2022	\$ 32.63	Home Depot-Stakes-Ea	US BANK CORPORATE PAYMENT
5/10/2022	\$ 48.43	Walmart-Prizes-Sprin	US BANK CORPORATE PAYMENT
5/10/2022	\$ 1.61	Amazon-Flagging Tape	US BANK CORPORATE PAYMENT
5/10/2022	\$ 48.39	Dollar Tree-Easter B	US BANK CORPORATE PAYMENT
5/10/2022	\$ 31.69	Target-Cotton Balls-	US BANK CORPORATE PAYMENT
5/10/2022	\$ 15.18	Raleys-Easter Cookie	US BANK CORPORATE PAYMENT
5/10/2022	\$ 250.00	CVS-Gift Cards-GOAT	US BANK CORPORATE PAYMENT
5/10/2022	\$ 175.00	CVS-Gift Cards-GOAT	US BANK CORPORATE PAYMENT
5/10/2022	\$ 639.45	Green Acres-Trees Bu	US BANK CORPORATE PAYMENT
5/10/2022	\$ 258.60	Capital Sand & Grave	US BANK CORPORATE PAYMENT
5/10/2022	\$ 43.64	Home Depot-Concrete-	US BANK CORPORATE PAYMENT
5/10/2022	\$ 20.85	Walmart-Snacks-GOAT	US BANK CORPORATE PAYMENT
5/10/2022	\$ 12.37	Home Depot-Paint Sup	US BANK CORPORATE PAYMENT
5/10/2022	\$ 18.67	Smart & Final-Snacks	US BANK CORPORATE PAYMENT
5/10/2022	\$ 64.65	Target-T-shirts-GOAT	US BANK CORPORATE PAYMENT
5/10/2022	\$ 1.35	PG&E-Credit Card Fee	US BANK CORPORATE PAYMENT
5/10/2022	\$ 1.35	PG&E-Credit Card Fee	US BANK CORPORATE PAYMENT
5/10/2022	\$ 1.35	PG&E-Credit Card Fee	US BANK CORPORATE PAYMENT



Monthly Billing Report
 General Fund - 336A
 May 2022

Fiscal Year 2021-2022
 Period 11
 (92% of the Year Complete)

POSTING DATE	AMOUNT	ITEM	VENDOR
5/10/2022	\$ 1.35	PG&E-Credit Card Fee	US BANK CORPORATE PAYMENT
5/10/2022	\$ 1,345.80	Amazon-Video Equip-A	US BANK CORPORATE PAYMENT
5/10/2022	\$ 1,135.52	Best Buy-Laptops-AB	US BANK CORPORATE PAYMENT
5/10/2022	\$ 102.30	Amazon-Laptop Covers	US BANK CORPORATE PAYMENT
5/10/2022	\$ 156.44	Home Depot-Surge Pro	US BANK CORPORATE PAYMENT
5/10/2022	\$ 822.15	Amazon-Tables-AB Mee	US BANK CORPORATE PAYMENT
5/10/2022	\$ 512.00	Express Employment-W	US BANK CORPORATE PAYMENT
5/10/2022	\$ 480.00	Express Employment-W	US BANK CORPORATE PAYMENT
5/10/2022	\$ 608.00	Express Employment-W	US BANK CORPORATE PAYMENT
5/11/2022	\$ 909.00	DOUG WEISS-TUESDAY D	DOUG WEISS
5/17/2022	\$ 330.00	W. HORN-FRI DANCE-DJ	WESLEY HORN
5/18/2022	\$ 31.59	J. Bailey-Mileage-Apr	JILL BAILEY
5/18/2022	\$ 353.63	Caltronics-Copies-Gi	JJR ENTERPRISES INC
5/18/2022	\$ 74.72	Inv 958321-LED light	EMIGH HARDWARE CO INC
5/18/2022	\$ 8.60	Inv 958619-Ant Bait-	EMIGH HARDWARE CO INC
5/18/2022	\$ 240.00	Official Pest Preven	OFFICIAL PEST PREVENTION I
5/18/2022	\$ 8,462.14	GameTime-New Slide-O	PLAYCORE WISCONSIN INC
5/18/2022	\$ 40.89	Inv 958285-Clear Too	EMIGH HARDWARE CO INC
5/18/2022	\$ 301.95	Co of Sac-Refuse-Apr	COUNTY OF SACRAMENTO
5/18/2022	\$ 113.70	Sac Co Util-Sewage-5	COUNTY OF SACRAMENTO
5/18/2022	\$ 113.70	Sac Co Util-Sewage-2	COUNTY OF SACRAMENTO
5/18/2022	\$ 279.70	Sac Co Util-Sewage-9	COUNTY OF SACRAMENTO
5/18/2022	\$ 40.00	Woodland-Cellphone	DARREN WOODLAND
5/18/2022	\$ 210.05	Waxie-Janitorial Sup	WAXIES ENTERPRISES INC
5/19/2022	\$ 490.40	VISION SOCCER TRAINI	VISION SOCCER TRAINING INC
5/23/2022	\$ 711.06	V Chairs-New Conferenc	JV TRANSFER
5/23/2022	\$ (711.06)	V Chairs-New Conferenc	JV TRANSFER
5/23/2022	\$ 850.15	V Table-New Conference	JV TRANSFER
5/23/2022	\$ (850.15)	V Table-New Conference	JV TRANSFER
5/23/2022	\$ 478.23	V TV-New Conference Ro	JV TRANSFER
5/23/2022	\$ (478.23)	V TV-New Conference Ro	JV TRANSFER
5/25/2022	\$ 72.00	ALAN GINTER MOCC DAN	ALAN GINTER
5/25/2022	\$ 72.00	JACK STANFILL MOCC D	JACK STANFILL
5/25/2022	\$ 72.00	STANLEY READ MOCC DA	C STANLEY READ JR
5/25/2022	\$ 420.00	RAPHAEL SMITH TAI C	RAPHAEL SMITH
5/25/2022	\$ 28.00	KIM LANE JEWELRY MOC	KIM LANE
5/25/2022	\$ 448.00	TONI EATON YOGA MOCC	TONI EATON
5/27/2022	\$ 72.00	KENNETH MEYERS MOCC	KENNETH MEYERS

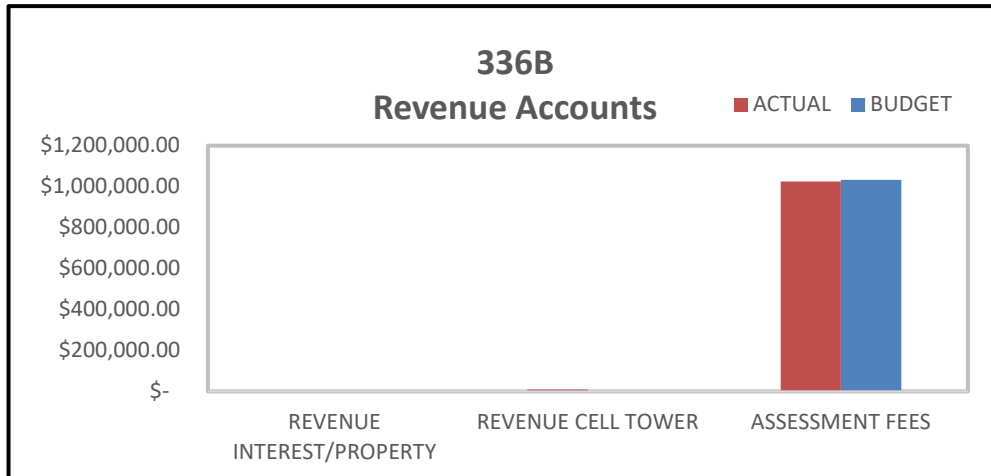
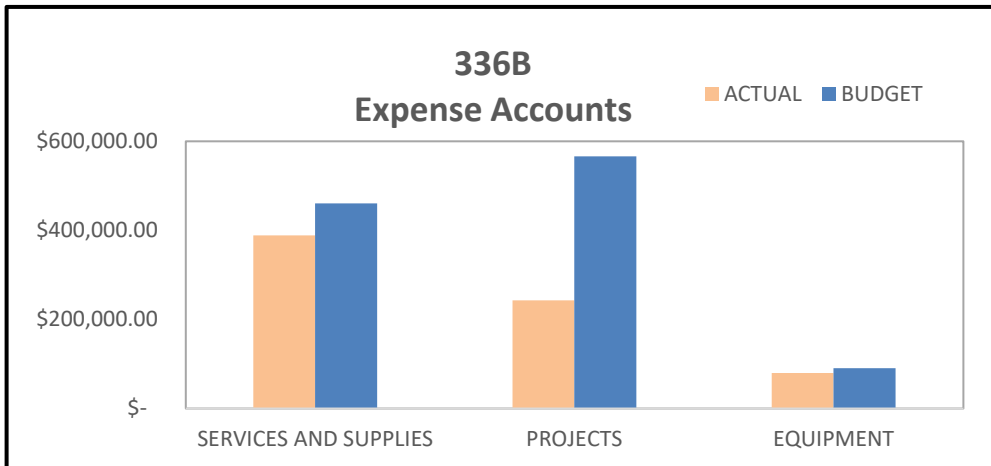


ASSESSMENT FUND - 336B				
EXPENSES	BUDGET	ACTUAL	AVAILABLE	% USED
SERVICES AND SUPPLIES	\$ 460,000.00	\$ 388,541.42	\$ 71,458.58	84.5%
PROJECTS	\$ 565,500.00	\$ 242,724.35	\$ 322,775.65	42.9%
EQUIPMENT	\$ 90,000.00	\$ 79,348.78	\$ 10,651.22	88.2%
TOTAL EXPENSE	\$ 1,115,500.00	\$ 710,614.55	\$ 404,885.45	63.7%

REVENUES	BUDGET	ACTUAL	AVAILABLE	% EARN
REVENUE INTEREST/PROPERTY	\$ 100.00	\$ 1,173.00	\$ 1,073.00	1173.0%
REVENUE CELL TOWER	\$ -	\$ 8,614.52	\$ 8,614.52	0.0%
ASSESSMENT FEES	\$ 1,032,486.00	\$ 1,024,966.79	\$ 7,519.21	99.3%
TOTAL REVENUE	\$ 1,032,586.00	\$ 1,034,754.31	\$ 17,206.73	100.2%

CARRYOVER BALANCE	\$ 67,554.00	\$ 67,554.00	\$ (391,693.76)	100.0%
--------------------------	---------------------	---------------------	------------------------	---------------

OVER/UNDER	\$ 15,360.00	\$ -	\$ -	
-------------------	---------------------	-------------	-------------	--





YTD Budget Report
 Assessment Fund - 336B
 May 2022

Fiscal Year 2021-2022
 Period 11
 (92% of the Year Complete)

COMMITMENT ITEM	BUDGET	ACTUAL	PENDING	AVAILABLE	% USED
20210300 AGRI/HORT SVC	\$ 265,000.00	\$ 226,832.23	\$ -	\$ 38,167.77	85.6%
20210400 AGRI/HORT SUP	\$ 5,000.00	\$ 2,573.75	\$ -	\$ 2,426.25	51.5%
20219800 WATER	\$ 175,000.00	\$ 145,102.94	\$ -	\$ 29,897.06	82.9%
20252500 ENGINEERING SVC	\$ 15,000.00	\$ 14,032.50	\$ -	\$ 967.50	93.6%
* 20 - SERVICES AND SUPPLIES	\$ 460,000.00	\$ 388,541.42	\$ -	\$ 71,458.58	84.5%
42420100 BUILDINGS	\$ 470,000.00	\$ 206,094.19	\$ -	\$ 263,905.81	43.8%
42420200 STRUCTURES	\$ 95,500.00	\$ 36,630.16	\$ -	\$ 58,869.84	38.4%
* 42 - BUILDINGS	\$ 565,500.00	\$ 242,724.35	\$ -	\$ 322,775.65	42.9%
43430100 EQUIPMENT-GOV'T	\$ 90,000.00	\$ -	\$ -	\$ 90,000.00	0.0%
43430110 EQUIPMENT-PROP	\$ -	\$ 79,348.78	\$ -	\$ (79,348.78)	0.0%
* 43 - EQUIPMENT	\$ 90,000.00	\$ 79,348.78	\$ -	\$ 10,651.22	88.2%
** TOTAL EXPENDITURES	\$ 1,115,500.00	\$ 710,614.55	\$ -	\$ 404,885.45	63.7%

COMMITMENT ITEM	BUDGET	ACTUAL	PENDING	AVAILABLE	% USED
94941000 INTEREST INCOME	\$ (100.00)	\$ (1,173.00)	\$ -	\$ 1,073.00	1173.0%
* 94 - REVENUE FROM USE	\$ (100.00)	\$ (1,173.00)	\$ -	\$ 1,073.00	1173.0%
96969000 LEASE PROP USE	\$ -	\$ (8,614.52)	\$ -	\$ 8,614.52	0.0%
* 96 - CHARGES FOR SERVICES	\$ -	\$ (8,614.52)	\$ -	\$ 8,614.52	0.0%
97976200 ASSESSMENT FEES	\$ (1,032,486.00)	\$ (1,024,966.79)	\$ -	\$ (7,519.21)	99.3%
* 97 - MISC REVENUE	\$ (1,032,486.00)	\$ (1,024,966.79)	\$ -	\$ (7,519.21)	99.3%
** TOTAL REVENUES	\$ (1,032,586.00)	\$ (1,034,754.31)	\$ -	\$ 2,168.31	100.2%

*** GRAND TOTAL	\$ 82,914.00	\$ (324,139.76)	\$ -	\$ 407,053.76	-390.9%
------------------------	---------------------	------------------------	-------------	----------------------	----------------



Monthly Billing Report
 Assessment Fund - 336B
 May 2022

Fiscal Year 2021-2022
 Period 11
 (92% of the Year Complete)

POSTING DATE	AMOUNT	ITEM	VENDOR
5/2/2022	\$ 19,120.00	Emerald Green-Landscape	EMERALD GREEN LANDSCAPE
5/10/2022	\$ 962.10	Sac Suburban Water-E	US BANK CORPORATE PAYMENT
5/10/2022	\$ 124.89	Sac Suburban Water-S	US BANK CORPORATE PAYMENT
5/10/2022	\$ 1,449.67	Sac Suburban Water-S	US BANK CORPORATE PAYMENT
5/10/2022	\$ 805.04	Sac Suburban Water-A	US BANK CORPORATE PAYMENT
5/10/2022	\$ 231.17	Sac Suburban Water-C	US BANK CORPORATE PAYMENT
5/10/2022	\$ 666.93	Sac Suburban Water-V	US BANK CORPORATE PAYMENT
5/10/2022	\$ 243.23	Sac Suburban Water-H	US BANK CORPORATE PAYMENT
5/10/2022	\$ 285.13	Sac Suburban Water-W	US BANK CORPORATE PAYMENT
5/10/2022	\$ 1,227.72	Sac Suburban Water-M	US BANK CORPORATE PAYMENT
5/10/2022	\$ 1,419.24	Sac Suburban Water-M	US BANK CORPORATE PAYMENT
5/10/2022	\$ 693.53	Sac Suburban Water-M	US BANK CORPORATE PAYMENT
5/10/2022	\$ 96.49	Sac Suburban Water-M	US BANK CORPORATE PAYMENT
5/10/2022	\$ 239.69	Sac Suburban Water-M	US BANK CORPORATE PAYMENT
5/10/2022	\$ 278.61	Carmichael Water Dis	US BANK CORPORATE PAYMENT
5/10/2022	\$ 301.56	Carmichael Water Dis	US BANK CORPORATE PAYMENT
5/10/2022	\$ 10,502.53	POST COST TO ASSETS	COUNTY OF SACRAMENTO
5/10/2022	\$ 12,883.13	POST COST TO ASSETS	COUNTY OF SACRAMENTO
5/10/2022	\$ (12,883.13)	POST COST TO ASSETS	COUNTY OF SACRAMENTO
5/10/2022	\$ (10,502.53)	POST COST TO ASSETS	COUNTY OF SACRAMENTO
5/18/2022	\$ 271.84	Sac Co Util-Water-24	COUNTY OF SACRAMENTO
5/23/2022	\$ 10,545.00	Francisco & Assoc-La	FRANCISCO & ASSOCIATES INC
5/23/2022	\$ 159,674.49	Kya Services-Advance	KYA SERVICES LLC


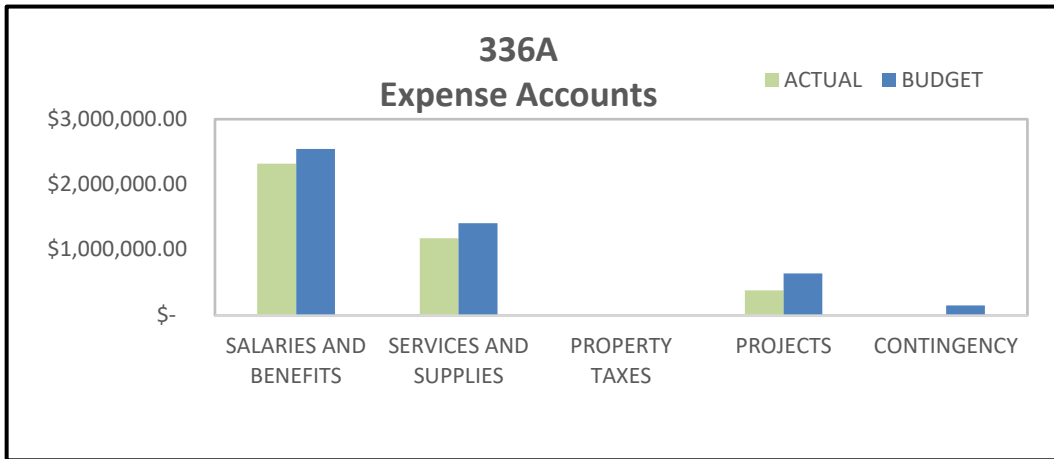


GENERAL FUND - 336A				
EXPENSES	BUDGET	ACTUAL	AVAILABLE	% USED
SALARIES AND BENEFITS	\$ 2,544,210.00	\$ 2,319,807.34	\$ 224,402.66	91.2%
SERVICES AND SUPPLIES	\$ 1,409,752.00	\$ 1,175,843.13	\$ 233,908.87	83.4%
PROPERTY TAXES	\$ 2,263.00	\$ 1,652.86	\$ 610.14	73.0%
PROJECTS	\$ 639,000.00	\$ 377,817.83	\$ 261,182.17	59.1%
CONTINGENCY	\$ 150,000.00	\$ -	\$ 150,000.00	0.0%
TOTAL EXPENSE	\$ 4,745,225.00	\$ 3,875,121.16	\$ 870,103.84	81.7%

REVENUES	BUDGET	ACTUAL	UNREALIZED	% EARN
PROPERTY TAX REVENUE	\$ 3,187,355.00	\$ 3,319,026.73	\$ (131,671.73)	104.1%
REVENUE FROM PROPERTY	\$ 50,418.00	\$ 79,871.50	\$ (29,453.50)	158.4%
FEDERAL/STATE AID	\$ 54,329.00	\$ 58,869.41	\$ (4,540.41)	108.4%
CHARGES FOR SERVICES	\$ 629,297.00	\$ 723,922.05	\$ (94,625.05)	115.0%
MISCELLANEOUS REVENUE	\$ 32,333.00	\$ 77,686.47	\$ (45,353.47)	240.3%
TOTAL REVENUE	\$ 3,953,732.00	\$ 4,259,376.16	\$ (305,644.16)	107.7%

CARRYOVER BALANCE	\$ 398,664.00	\$ 398,664.00	\$ (782,919.00)	100.0%
--------------------------	----------------------	----------------------	------------------------	---------------

OVER/UNDER	\$ 392,829.00	\$ -	\$ -	
-------------------	----------------------	-------------	-------------	--





YTD Budget Report
General Fund - 336A
June 2022

Fiscal Year 2021-2022
Period 12
(100% of the Year Complete)

COMMITMENT ITEM	BUDGET	ACTUAL	PENDING	AVAILABLE	% USED
10111000 FULL-TIME WAGES	\$ 1,264,957.00	\$ 1,234,837.93	\$ -	\$ 30,119.07	97.6%
10112100 PART-TIME WAGES	\$ 410,000.00	\$ 305,098.69	\$ -	\$ 104,901.31	74.4%
10112400 BOARD MEMBER	\$ 6,000.00	\$ 2,250.00	\$ -	\$ 3,750.00	37.5%
10113200 TIME/ONE HALF OT	\$ 1,000.00	\$ 165.46	\$ -	\$ 834.54	16.5%
10114300 ALLOWANCES	\$ 6,000.00	\$ 6,000.00	\$ -	\$ -	100.0%
10115200 TERMINAL PAY	\$ -	\$ 1,847.74	\$ -	\$ (1,847.74)	0.0%
10121000 RETIREMENT	\$ 432,113.00	\$ 421,472.63	\$ -	\$ 10,640.37	97.5%
10122000 OASDHI	\$ 24,374.00	\$ 21,182.30	\$ -	\$ 3,191.70	86.9%
10123000 GROUP INSURANCE	\$ 289,644.00	\$ 240,225.40	\$ -	\$ 49,418.60	82.9%
10123002 DENTAL INSURANCE	\$ 29,640.00	\$ 24,121.50	\$ -	\$ 5,518.50	81.4%
10123003 LIFE INSURANCE	\$ 252.00	\$ 209.40	\$ -	\$ 42.60	83.1%
10123004 VISION INSURANCE	\$ 435.00	\$ 467.28	\$ -	\$ (32.28)	107.4%
10124100 WORKER'S COMP	\$ 63,360.00	\$ 53,508.66	\$ -	\$ 9,851.34	84.5%
10125000 UNEMPLOYMENT - ACP	\$ -	\$ 8,307.02	\$ -	\$ (8,307.02)	0.0%
10125100 STATE UNEMPLOYMEN	\$ 16,435.00	\$ 113.33	\$ -	\$ 16,321.67	50.5%
* 10 - SALARIES AND BENEFITS	\$ 2,544,210.00	\$ 2,319,807.34	\$ -	\$ 224,402.66	91.2%
20200500 ADVERTISING	\$ 4,200.00	\$ 1,486.05	\$ -	\$ 2,713.95	35.4%
20202100 BOOKS/PER SVC	\$ 400.00	\$ 279.88	\$ -	\$ 120.12	70.0%
20202200 BOOKS/PER SUP	\$ 300.00	\$ 225.00	\$ -	\$ 75.00	75.0%
20202900 BUS/CONFERENCE E	\$ 8,300.00	\$ 8,631.70	\$ -	\$ (331.70)	104.0%
20203500 ED/TRAINING SVC	\$ 8,835.00	\$ 5,630.49	\$ -	\$ 3,204.51	63.7%
20203600 ED/TRAINING SUP	\$ 500.00	\$ -	\$ -	\$ 500.00	0.0%
20203900 EMP TRANSPORTATION	\$ 3,325.00	\$ 2,082.60	\$ -	\$ 1,242.40	62.6%
20205100 INS LIABILITY	\$ 113,750.00	\$ 110,434.79	\$ -	\$ 3,315.21	97.1%
20206100 MEMBERSHIP DUES	\$ 8,424.00	\$ 8,159.45	\$ -	\$ 264.55	96.9%
20206500 MICROFILM SVC	\$ 100.00	\$ 96.15	\$ -	\$ 3.85	96.2%
20206600 MICROFILM SUP	\$ 100.00	\$ 35.83	\$ -	\$ 64.17	35.8%
20207600 OFFICE SUPPLIES	\$ 6,000.00	\$ 4,253.69	\$ -	\$ 1,746.31	70.9%
20208100 POSTAL SVC	\$ 11,500.00	\$ 12,359.76	\$ -	\$ (859.76)	107.5%
20208102 STAMPS	\$ -	\$ -	\$ -	\$ -	0.0%
20208500 PRINTING SVC	\$ 35,000.00	\$ 30,971.15	\$ -	\$ 4,028.85	88.5%
20211100 BLDG MAINT SVC	\$ 17,000.00	\$ 31,179.13	\$ -	\$ (14,179.13)	183.4%
20211200 BLDG MAINT SUP	\$ 7,350.00	\$ 3,964.59	\$ -	\$ 3,385.41	53.9%
20212200 CHEMICAL SUPPLIE	\$ 3,000.00	\$ 1,563.20	\$ -	\$ 1,436.80	52.1%
20213100 ELECT MAINT SVC	\$ 3,500.00	\$ -	\$ -	\$ 3,500.00	0.0%
20213200 ELECT MAINT SUP	\$ 2,300.00	\$ 95.31	\$ -	\$ 2,204.69	4.1%
20214100 LAND IMP MAINT SVC	\$ 32,000.00	\$ 28,905.87	\$ -	\$ 3,094.13	90.3%
20214200 LAND IMP MAINT SUP	\$ 36,450.00	\$ 35,369.89	\$ -	\$ 1,080.11	97.0%
20215100 MECH SYS MAINT SVC	\$ 11,100.00	\$ 14,955.83	\$ -	\$ (3,855.83)	134.7%
20215200 MECH SYS MAINT SUP	\$ 4,400.00	\$ 1,571.05	\$ -	\$ 2,828.95	35.7%
20216100 PAINTING SVC	\$ 1,000.00	\$ 975.00	\$ -	\$ 25.00	97.5%
20216200 PAINTING SUP	\$ 2,500.00	\$ 1,747.49	\$ -	\$ 752.51	69.9%
20216700 PLUMBING MAINT SVC	\$ 10,000.00	\$ 8,808.51	\$ -	\$ 1,191.49	88.1%
20216800 PLUMBING MAINT SUP	\$ 14,000.00	\$ 25,829.04	\$ -	\$ (11,829.04)	184.5%
20217100 RENTS/LEASES/RL	\$ 16,000.00	\$ 13,255.00	\$ -	\$ 2,745.00	82.8%
20218500 PERMIT CHARGES	\$ 1,000.00	\$ 1,545.62	\$ -	\$ (545.62)	154.6%
20219100 ELECTRICITY	\$ 80,000.00	\$ 65,374.45	\$ -	\$ 14,625.55	81.7%
20219200 NAT GAS/LPG/FUEL	\$ 8,300.00	\$ 9,298.81	\$ -	\$ (998.81)	112.0%
20219300 REF COLL/DISP SV	\$ 30,000.00	\$ 39,015.19	\$ -	\$ (9,015.19)	130.1%



YTD Budget Report
 General Fund - 336A
 June 2022

Fiscal Year 2021-2022
 Period 12
 (100% of the Year Complete)

COMMITMENT ITEM	BUDGET	ACTUAL	PENDING	AVAILABLE	% USED
20219500 SEWAGE DISP SVC	\$ 9,000.00	\$ 10,030.34	\$ -	\$ (1,030.34)	111.4%
20219700 TELEPHONE SVC	\$ 59,000.00	\$ 42,760.92	\$ -	\$ 16,239.08	72.5%
20220500 AUTO MAINT SVC	\$ 7,000.00	\$ 13,748.87	\$ -	\$ (6,748.87)	196.4%
20220600 AUTO MAINT SUP	\$ 2,000.00	\$ 2,767.83	\$ -	\$ (767.83)	138.4%
20222600 EXPEND TOOLS	\$ 3,000.00	\$ 2,036.99	\$ -	\$ 963.01	67.9%
20222700 CELLPHONE/PAGER	\$ 10,000.00	\$ 5,476.45	\$ -	\$ 4,523.55	54.8%
20223600 FUEL/LUBRICANTS	\$ 25,750.00	\$ 27,724.45	\$ -	\$ (1,974.45)	107.7%
20226200 OFFICE EQ MAINT	\$ 3,800.00	\$ 736.79	\$ -	\$ 3,063.21	19.4%
20226500 INVENTORIAL EQUIP	\$ 18,000.00	\$ 3,831.32	\$ -	\$ 14,168.68	21.3%
20227500 RENT/LEASE EQUIP	\$ 2,900.00	\$ 7,006.22	\$ -	\$ (4,106.22)	241.6%
20228100 SHOP EQ MAINT SV	\$ 500.00	\$ 220.00	\$ -	\$ 280.00	44.0%
20229100 OTHER EQ MAINT SVC	\$ 500.00	\$ 856.13	\$ -	\$ (356.13)	171.2%
20229200 OTHER EQ MAINT SUP	\$ 2,600.00	\$ 2,433.91	\$ -	\$ 166.09	93.6%
20231300 UNIFORM ALLOW	\$ 7,197.00	\$ 8,121.56	\$ -	\$ (924.56)	112.8%
20231400 CLOTH/PERSONAL	\$ 6,000.00	\$ 4,471.28	\$ -	\$ 1,528.72	74.5%
20232100 CUSTODIAL SVC	\$ 74,700.00	\$ 72,888.96	\$ -	\$ 1,811.04	97.6%
20232200 CUSTODIAL SUP	\$ 16,000.00	\$ 21,030.23	\$ -	\$ (5,030.23)	131.4%
20233100 FOOD/CATERING SV	\$ 7,500.00	\$ 1,041.95	\$ -	\$ 6,458.05	13.9%
20233200 FOOD/CATERING SUP	\$ 10,000.00	\$ 3,711.54	\$ -	\$ 6,288.46	37.1%
20234200 KITCHEN SUP	\$ 1,000.00	\$ 86.11	\$ -	\$ 913.89	8.6%
20244400 MEDICAL SUPPLIES	\$ 6,650.00	\$ 6,800.72	\$ -	\$ (150.72)	102.3%
20250500 ACCOUNTING SVC	\$ 28,700.00	\$ 700.00	\$ -	\$ 28,000.00	2.4%
20250700 ASSESSMENT COLL	\$ 50,575.00	\$ 37,193.36	\$ -	\$ 13,381.64	73.5%
20254100 PERSONNEL SVC	\$ 5,000.00	\$ 1,923.00	\$ -	\$ 3,077.00	38.5%
20254400 SAFETY PROGRAM	\$ -	\$ -	\$ -	\$ -	0.0%
20257100 SECURITY SVC	\$ 171,400.00	\$ 167,527.99	\$ -	\$ 3,872.01	97.7%
20259100 OTHER PROF SVC	\$ 1,200.00	\$ 11,330.06	\$ -	\$ (10,130.06)	944.2%
20281100 DATA PROCESSING SV	\$ 30,000.00	\$ 23,540.32	\$ -	\$ 6,459.68	78.5%
20281200 DATA PROCESSING SU	\$ 2,000.00	\$ 439.95	\$ -	\$ 1,560.05	22.0%
20281201 HARDWARE	\$ 2,000.00	\$ 3,781.06	\$ -	\$ (1,781.06)	189.1%
20281202 SOFTWARE	\$ 15,144.00	\$ 23,546.03	\$ -	\$ (8,402.03)	155.5%
20281304 SALES TAX	\$ 1,000.00	\$ -	\$ -	\$ 1,000.00	0.0%
20283101 FEES	\$ -	\$ -	\$ -	\$ -	0.0%
20285100 RECREATIONAL SVC	\$ 270,000.00	\$ 138,445.93	\$ -	\$ 131,554.07	51.3%
20285200 RECREATIONAL SUP	\$ 19,000.00	\$ 21,633.17	\$ -	\$ (2,633.17)	113.9%
20285300 RECREATIONAL PROG	\$ 50,000.00	\$ 19,628.22	\$ -	\$ 30,371.78	39.3%
20285600 SPORTS FIELD SPP	\$ -	\$ -	\$ -	\$ -	0.0%
20287800 CREDIT CARD FEES	\$ 1,000.00	\$ 54.41	\$ -	\$ 945.59	5.4%
20288000 PY EXPEND	\$ 600.00	\$ -	\$ -	\$ 600.00	0.0%
20289600 CASH/INV SHORTAGE	\$ -	\$ 448.66	\$ -	\$ (448.66)	0.0%
20289800 OTHER OP EXP SUP	\$ 1,200.00	\$ 5,161.75	\$ 2,039.44	\$ (6,001.19)	600.1%
20289900 OTHER OP EXP SVC	\$ 3,250.00	\$ 10,654.81	\$ (2,039.44)	\$ (5,365.37)	265.1%
20291500 COMPASS COSTS	\$ 3,952.00	\$ 3,951.32	\$ -	\$ 0.68	100.0%
* 20 - SERVICES AND SUPPLIES	\$ 1,409,752.00	\$ 1,175,843.13	\$ -	\$ 233,908.87	83.4%
30345000 TAX/LIC/ASSESS	\$ 2,263.00	\$ 1,652.86	\$ -	\$ 610.14	73.0%
* 30 - OTHER CHARGES	\$ 2,263.00	\$ 1,652.86	\$ -	\$ 610.14	73.0%
42420100 BUILDINGS	\$ -	\$ -	\$ -	\$ -	0.0%
42420200 STRUCTURES	\$ 639,000.00	\$ 377,817.83	\$ -	\$ 261,182.17	59.1%



YTD Budget Report
 General Fund - 336A
 June 2022

Fiscal Year 2021-2022
 Period 12
 (100% of the Year Complete)

COMMITMENT ITEM	BUDGET	ACTUAL	PENDING	AVAILABLE	% USED
* 42 - BUILDINGS	\$ 639,000.00	\$ 377,817.83	\$ -	\$ 261,182.17	59.1%
79790100 CONTINGENCY APPR	\$ 150,000.00	\$ -	\$ -	\$ 150,000.00	0.0%
* 79 - APPROPRIATIONS	\$ 150,000.00	\$ -	\$ -	\$ 150,000.00	0.0%
** TOTAL EXPENDITURES	\$ 4,745,225.00	\$ 3,875,121.16	\$ -	\$ 870,103.84	81.7%

91910100 PROP TAX CUR SEC	\$ (2,938,710.00)	\$ (3,020,500.26)	\$ -	\$ 81,790.26	102.8%
91910200 PROP TAX CUR UNS	\$ (105,929.00)	\$ (104,608.67)	\$ -	\$ (1,320.33)	98.8%
91910300 PROP TAX CUR SUP	\$ (54,002.00)	\$ (102,082.76)	\$ -	\$ 48,080.76	189.0%
91910400 PROP TAX SEC DEL	\$ (23,000.00)	\$ (21,781.56)	\$ -	\$ (1,218.44)	94.7%
91910500 PROP TAX SUP DEL	\$ (3,500.00)	\$ (3,900.91)	\$ -	\$ 400.91	111.5%
91910600 PROP TAX UNITARY	\$ (60,104.00)	\$ (62,317.26)	\$ -	\$ 2,213.26	103.7%
91912000 PROP TAX REDEMPTIO	\$ (150.00)	\$ (279.64)	\$ -	\$ 129.64	186.4%
91913000 PROP TAX PR UNSE	\$ (1,500.00)	\$ (2,223.31)	\$ -	\$ 723.31	148.2%
91914000 PROP TAX PENALTY	\$ (460.00)	\$ (1,332.36)	\$ -	\$ 872.36	289.6%
* 91 - TAXES	\$ (3,187,355.00)	\$ (3,319,026.73)	\$ -	\$ 131,671.73	104.1%
94941000 INTEREST INCOME	\$ (10,418.00)	\$ (6,471.00)	\$ -	\$ (3,947.00)	62.1%
94942900 BLDG RENTAL	\$ (40,000.00)	\$ (73,400.50)	\$ -	\$ 33,400.50	183.5%
* 94 - REVENUE FROM PROPER	\$ (50,418.00)	\$ (79,871.50)	\$ -	\$ 29,453.50	158.4%
95952200 HOME PROP TAX	\$ (25,829.00)	\$ (25,591.08)	\$ -	\$ (237.92)	99.1%
95953200 AID CO FUNDS	\$ (27,500.00)	\$ (18,082.72)	\$ -	\$ (9,417.28)	65.8%
95956900 STATE AID OTHER	\$ (1,000.00)	\$ (11,229.48)	\$ -	\$ 10,229.48	1122.9%
95959700 FEDERAL TAX CRED	\$ -	\$ (3,966.13)	\$ -	\$ 3,966.13	0.0%
* 95 - INTERGOV REVENUE	\$ (54,329.00)	\$ (58,869.41)	\$ -	\$ 4,540.41	108.4%
96964600 RECREATION SVC	\$ (595,000.00)	\$ (618,592.50)	\$ 110.00	\$ 23,482.50	103.9%
96965700 DEVELOPMENT FEES	\$ -	\$ (59,109.30)	\$ -	\$ 59,109.30	0.0%
96969000 LEASE PROP USE	\$ (34,297.00)	\$ (46,220.25)	\$ -	\$ 11,923.25	134.8%
* 96 - CHARGES FOR SERVICES	\$ (629,297.00)	\$ (723,922.05)	\$ 110.00	\$ 94,515.05	115.0%
97971000 CASH OVERAGES	\$ -	\$ -	\$ -	\$ -	0.0%
97973000 DONATIONS	\$ (10,000.00)	\$ (6,461.37)	\$ -	\$ (3,538.63)	64.6%
97974000 INSURANCE PROCEEDS	\$ (10,790.00)	\$ (12,414.72)	\$ -	\$ 1,624.72	115.1%
97979000 MISC. OTHER	\$ (11,543.00)	\$ (58,810.38)	\$ -	\$ 47,267.38	509.5%
* 97 - MISC REVENUE	\$ (32,333.00)	\$ (77,686.47)	\$ -	\$ 45,353.47	240.3%
** TOTAL REVENUES	\$ (3,953,732.00)	\$ (4,259,376.16)	\$ 110.00	\$ 305,534.16	107.7%
*** GRAND TOTAL	\$ 791,493.00	\$ (384,255.00)	\$ 110.00	\$ 1,175,638.00	-48.5%



Monthly Billing Report
 General Fund - 336A
 June 2022

Fiscal Year 2021-2022
 Period 12
 (100% of the Year Complete)

POSTING DATE	AMOUNT	ITEM	VENDOR
6/1/2022	\$ 156.86	KYA Services-Memoria	KYA SERVICES LLC
6/1/2022	\$ 1,144.49	KYA Services-Memoria	KYA SERVICES LLC
6/1/2022	\$ 407.00	Co of Sac-Environmen	COUNTY OF SACRAMENTO
6/1/2022	\$ 2,779.34	WEX-Gasoline-Park Fl	WEX BANK
6/1/2022	\$ 7,000.00	City Wide Maint-Jani	SCOTT WATERS
6/1/2022	\$ 2,114.78	City Wide Maint-Jani	SCOTT WATERS
6/1/2022	\$ 140.03	Waxie-Trash Bags-Sho	WAXIES ENTERPRISES INC
6/1/2022	\$ 1,382.00	NDA-IT Services-Apri	NETWORK DESIGN ASSOCIATES
6/1/2022	\$ 406.00	JUDY WAGNER SCC CHAI	JUDY WAGNER
6/1/2022	\$ 238.00	J. Wagner-Chair Yoga	JUDY WAGNER
6/1/2022	\$ 39.75	P. Dula-Friday Dance	PAULA DULA
6/1/2022	\$ 87,634.42	KYA Services-Pickleb	KYA SERVICES LLC
6/3/2022	\$ 22.82	C. Rhea-Mileage-May	CHRISTINA RHEA
6/3/2022	\$ 112.32	D. Tierney-Mileage-M	DEBRA TIERNEY
6/3/2022	\$ 7.31	D. Woodland-Mileage-	DARREN WOODLAND
6/3/2022	\$ 201.60	J. Hichborn-Mileage-	JASON HICHBORN
6/3/2022	\$ 10,442.31	IES-A/C Repair-Gibbo	FAMAND INC
6/3/2022	\$ 105.87	Emigh-Inv 958825-Hin	EMIGH HARDWARE CO INC
6/3/2022	\$ 800.00	Delta Tree Service-C	DELTA TREE SERVICE
6/3/2022	\$ 3,500.00	Delta Tree Service-R	DELTA TREE SERVICE
6/3/2022	\$ 40.08	Emigh-Inv 959084-Fas	EMIGH HARDWARE CO INC
6/3/2022	\$ 559.99	Berliner-Playground	BERLINER SEILFABRIK PLAY E
6/3/2022	\$ 40.00	J. Hichborn-Cellphon	JASON HICHBORN
6/3/2022	\$ 2,995.65	Sac Co Sheriff's Off	SACRAMENTO COUNTY SHERIFF'
6/3/2022	\$ 1,814.87	Peak Software-Reg So	PEAK SOFTWARE SYSTEMS INC
6/3/2022	\$ 280.00	WILLIAM SWAYNE-LINE	WILLIAM SWAYNE
6/3/2022	\$ 541.10	A. DAMORE-FUN FIT,IP	ANTHEA DAMORE
6/3/2022	\$ 1,212.00	ANTHEA DAMORE-VIRTUA	ANTHEA DAMORE
6/3/2022	\$ 456.00	KELLI WHEELER-MEMOIR	KELLI WHEELER
6/3/2022	\$ 338.80	KATHRYN SORIANO-ZUMB	KATHRYN SORIANO
6/3/2022	\$ 84.00	MONICA ESTEY-TAP-MAY	MONICA ESTEY
6/6/2022	\$ 16.67	R. Ballis-Mileage-Ap	RIVA BALLIS
6/6/2022	\$ 37.06	Home Depot-Car Maint	HOME DEPOT
6/6/2022	\$ 224.00	LUIS PERALES-SHOTOKA	LUIS PERALES
6/6/2022	\$ 224.00	LUIS PERALES-SHOTOKA	LUIS PERALES
6/6/2022	\$ 297.50	LUIS PERALES-SHOTOKA	LUIS PERALES
6/7/2022	\$ 72.75	K. MEYERS-FRIDAY DAN	KENNETH MEYERS
6/7/2022	\$ 72.75	ALAN GINTER-FRIDAY D	ALAN GINTER
6/7/2022	\$ 72.75	STANLEY READ-FRIDAY	C STANLEY READ JR
6/8/2022	\$ 1,105.00	DOUG WEISS-FRIDAY DA	DOUG WEISS
6/8/2022	\$ 574.00	CHOOI GOI-TANGO-MOCC	CHOOI GOH
6/8/2022	\$ 1,044.40	CHOOI GOI-TANGO-MOCC	CHOOI GOH
6/8/2022	\$ 2,801.25	PETER HADDOW-TENNIS/	PETER HADDOW
6/8/2022	\$ 3,836.00	GET RATTLED-RATTLESN	JOHN POTASH
6/8/2022	\$ 8,429.50	KIDZ LOVE SOCCER-SOC	NORTH AMERICAN YOUTH ACT L
6/9/2022	\$ 10.23	Facebook-Marketing-S	US BANK CORPORATE PAYMENT
6/9/2022	\$ 23.99	Sac Bee-Subscription	US BANK CORPORATE PAYMENT
6/9/2022	\$ 36.71	Silver Gas-Fuel-Tran	US BANK CORPORATE PAYMENT
6/9/2022	\$ 21.99	Quick Quack-Car Wash	US BANK CORPORATE PAYMENT



Monthly Billing Report
 General Fund - 336A
 June 2022

Fiscal Year 2021-2022
 Period 12
 (100% of the Year Complete)

POSTING DATE	AMOUNT	ITEM	VENDOR
6/9/2022	\$ 54.12	Lucky Beaver-Restaur	US BANK CORPORATE PAYMENT
6/9/2022	\$ 377.60	Lake Tahoe Resort-Da	US BANK CORPORATE PAYMENT
6/9/2022	\$ 339.60	Lake Tahoe Resort-JR	US BANK CORPORATE PAYMENT
6/9/2022	\$ 258.01	Lake Tahoe Resort-Lo	US BANK CORPORATE PAYMENT
6/9/2022	\$ 150.37	Sac Co EMD-Backflow	US BANK CORPORATE PAYMENT
6/9/2022	\$ 175.00	CSDA-Virtual Worksho	US BANK CORPORATE PAYMENT
6/9/2022	\$ 175.00	CSDA-Virtual Worksho	US BANK CORPORATE PAYMENT
6/9/2022	\$ 599.50	CIMA-Volunteer Ins-F	THE CIMA COMPANIES INC
6/9/2022	\$ 30.02	1and1-Irrigation Sof	US BANK CORPORATE PAYMENT
6/9/2022	\$ 161.60	Epson Store-Printer	US BANK CORPORATE PAYMENT
6/9/2022	\$ 98.04	Office Max-Printer I	US BANK CORPORATE PAYMENT
6/9/2022	\$ 140.58	Walkers Office Suppl	US BANK CORPORATE PAYMENT
6/9/2022	\$ 63.56	Walkers Office Suppl	US BANK CORPORATE PAYMENT
6/9/2022	\$ 95.90	Office Supply-Paper-	US BANK CORPORATE PAYMENT
6/9/2022	\$ 127.12	Walkers Office Suppl	US BANK CORPORATE PAYMENT
6/9/2022	\$ 33.02	Emigh-Bug Killer-DO	US BANK CORPORATE PAYMENT
6/9/2022	\$ 30.99	Amazon-Signage-Spash	US BANK CORPORATE PAYMENT
6/9/2022	\$ 40.92	Emigh-Locks-Splash P	US BANK CORPORATE PAYMENT
6/9/2022	\$ (734.66)	Home Depot-Returned	US BANK CORPORATE PAYMENT
6/9/2022	\$ 58.16	Emigh-Ballasts-Swans	US BANK CORPORATE PAYMENT
6/9/2022	\$ 82.50	Earthwise Pest Mgmt-	US BANK CORPORATE PAYMENT
6/9/2022	\$ 291.99	Green Acres-Italian	US BANK CORPORATE PAYMENT
6/9/2022	\$ 179.62	Harbor Freight-Glove	US BANK CORPORATE PAYMENT
6/9/2022	\$ 96.17	Captial Sand & Grave	US BANK CORPORATE PAYMENT
6/9/2022	\$ 101.24	Amazon-Trash EZ Reac	US BANK CORPORATE PAYMENT
6/9/2022	\$ 102.77	Green Acres-Replace	US BANK CORPORATE PAYMENT
6/9/2022	\$ 97.46	Home Depot-Staple Gu	US BANK CORPORATE PAYMENT
6/9/2022	\$ 77.55	Amazon-Soldering Sta	US BANK CORPORATE PAYMENT
6/9/2022	\$ 35.08	Emigh-Marking Paint	US BANK CORPORATE PAYMENT
6/9/2022	\$ 1,729.90	Sprinkler Srv & Sup	US BANK CORPORATE PAYMENT
6/9/2022	\$ 5,918.30	SMUD-Electricity-Col	US BANK CORPORATE PAYMENT
6/9/2022	\$ 59.08	PG&E-Gas-3344 Missio	US BANK CORPORATE PAYMENT
6/9/2022	\$ 217.86	PG&E-Gas-2350 Northr	US BANK CORPORATE PAYMENT
6/9/2022	\$ 15.62	PG&E-Gas-1616 Missio	US BANK CORPORATE PAYMENT
6/9/2022	\$ 358.44	PG&E-Gas-4701 Gibbon	US BANK CORPORATE PAYMENT
6/9/2022	\$ 1,936.34	Republic Services-Ga	US BANK CORPORATE PAYMENT
6/9/2022	\$ 602.69	Republic Services-Ga	US BANK CORPORATE PAYMENT
6/9/2022	\$ 1,445.22	Republic Services-Ga	US BANK CORPORATE PAYMENT
6/9/2022	\$ 641.47	Republic Services-Ga	US BANK CORPORATE PAYMENT
6/9/2022	\$ 113.70	Sac Co Utilities-312	COUNTY OF SACRAMENTO
6/9/2022	\$ 113.70	Sac Co Utilities-687	COUNTY OF SACRAMENTO
6/9/2022	\$ 392.27	Sac Co Utilities-675	COUNTY OF SACRAMENTO
6/9/2022	\$ 231.48	Sac Co Utilities-720	COUNTY OF SACRAMENTO
6/9/2022	\$ 80.56	Allstream-Telephone	US BANK CORPORATE PAYMENT
6/9/2022	\$ 4,703.35	Consolidated Communi	US BANK CORPORATE PAYMENT
6/9/2022	\$ 114.03	Harrold Ford-Oil Cha	US BANK CORPORATE PAYMENT
6/9/2022	\$ 907.41	Garage 47-Brakes Rep	US BANK CORPORATE PAYMENT
6/9/2022	\$ 119.35	Jiffy Lube-Oil Chang	US BANK CORPORATE PAYMENT
6/9/2022	\$ 132.28	Jiffy Lube-Oil Chang	US BANK CORPORATE PAYMENT



Monthly Billing Report
 General Fund - 336A
 June 2022

Fiscal Year 2021-2022
 Period 12
 (100% of the Year Complete)

POSTING DATE	AMOUNT	ITEM	VENDOR
6/9/2022	\$ 23.68	Amazon-Seat Belt-F-3	US BANK CORPORATE PAYMENT
6/9/2022	\$ 371.38	T-mobile-Cellphone-l	US BANK CORPORATE PAYMENT
6/9/2022	\$ 40.00	Woodland-Mileage-May	DARREN WOODLAND
6/9/2022	\$ 258.51	Home Depot-Tractor R	US BANK CORPORATE PAYMENT
6/9/2022	\$ 300.00	Home Depot-Deposit-T	US BANK CORPORATE PAYMENT
6/9/2022	\$ 59.26	DXL Men's Apparel-J	US BANK CORPORATE PAYMENT
6/9/2022	\$ 185.94	Work World-Boots-Dan	US BANK CORPORATE PAYMENT
6/9/2022	\$ 139.72	Mission Linen Supply	US BANK CORPORATE PAYMENT
6/9/2022	\$ 423.22	Home Depot-Trash Bag	US BANK CORPORATE PAYMENT
6/9/2022	\$ 86.15	Amazon-Gloves-Trash	US BANK CORPORATE PAYMENT
6/9/2022	\$ 59.21	Amazon-Black Trash B	US BANK CORPORATE PAYMENT
6/9/2022	\$ 54.99	Amazon-Coffee-DO	US BANK CORPORATE PAYMENT
6/9/2022	\$ 269.70	First Choice Coffee-	US BANK CORPORATE PAYMENT
6/9/2022	\$ 318.80	Mission Linen Supply	US BANK CORPORATE PAYMENT
6/9/2022	\$ 412.80	Express Employment-R	US BANK CORPORATE PAYMENT
6/9/2022	\$ 403.20	Express Employment-R	US BANK CORPORATE PAYMENT
6/9/2022	\$ 403.20	Express Employment-R	US BANK CORPORATE PAYMENT
6/9/2022	\$ 403.20	Express Employment-R	US BANK CORPORATE PAYMENT
6/9/2022	\$ 179.28	Canva-Software-Annua	US BANK CORPORATE PAYMENT
6/9/2022	\$ 200.00	Streamline-Website S	US BANK CORPORATE PAYMENT
6/9/2022	\$ 14.99	Adobe-Monthly Subscr	US BANK CORPORATE PAYMENT
6/9/2022	\$ 160.00	Microsoft-Office 360	US BANK CORPORATE PAYMENT
6/9/2022	\$ 99.00	Microsoft-Office 360	US BANK CORPORATE PAYMENT
6/9/2022	\$ 14.99	Adobe-Monthly Subscr	US BANK CORPORATE PAYMENT
6/9/2022	\$ 125.00	Constant Contact-Mon	US BANK CORPORATE PAYMENT
6/9/2022	\$ 566.50	Paint the Town-Paint	US BANK CORPORATE PAYMENT
6/9/2022	\$ 336.00	DEVIN KNOX TENNIS MA	DEVIN BOYTANA KNOX
6/9/2022	\$ 280.00	LINDA WAGNER YOGA MO	LINDA WAGNER
6/9/2022	\$ 402.50	VERONICA JARBOE TAP	VERONICA JARBOE
6/9/2022	\$ 54.85	Signs Now-Podium Sig	US BANK CORPORATE PAYMENT
6/9/2022	\$ 399.39	Sam's Club-Candy-Car	US BANK CORPORATE PAYMENT
6/9/2022	\$ 150.18	Sam's Club-Water-Coo	US BANK CORPORATE PAYMENT
6/9/2022	\$ 29.08	Amazon-Darts-Toys-Ca	US BANK CORPORATE PAYMENT
6/9/2022	\$ 65.65	Amazon-Wristbands-Ca	US BANK CORPORATE PAYMENT
6/9/2022	\$ 87.83	Amazon-Balloons-Craf	US BANK CORPORATE PAYMENT
6/9/2022	\$ 1,186.69	Rebeccas Jolly Jump-	US BANK CORPORATE PAYMENT
6/9/2022	\$ 13.03	Michaels-Vinyl-Resou	US BANK CORPORATE PAYMENT
6/9/2022	\$ 25.49	Michaels-Vinyl-Carni	US BANK CORPORATE PAYMENT
6/9/2022	\$ 22.69	Amazon-Air Pump-Carn	US BANK CORPORATE PAYMENT
6/9/2022	\$ 54.38	Party City-Helium Ta	US BANK CORPORATE PAYMENT
6/9/2022	\$ 12.92	Amazon-Balloons-Carn	US BANK CORPORATE PAYMENT
6/9/2022	\$ 49.52	Amazon-Balloons-Carn	US BANK CORPORATE PAYMENT
6/9/2022	\$ 26.93	Amazon-Laminate Pouc	US BANK CORPORATE PAYMENT
6/9/2022	\$ 42.00	Amazon-Craft Materia	US BANK CORPORATE PAYMENT
6/9/2022	\$ 12.91	Raleys-Ice-Carnival-	US BANK CORPORATE PAYMENT
6/9/2022	\$ 558.50	Norcal Signs & Wraps	US BANK CORPORATE PAYMENT
6/9/2022	\$ 147.46	Amazon-Prizes-Crafts	US BANK CORPORATE PAYMENT
6/9/2022	\$ 71.08	Amazon-Prizes-Crafts	US BANK CORPORATE PAYMENT



Monthly Billing Report
 General Fund - 336A
 June 2022

Fiscal Year 2021-2022
 Period 12
 (100% of the Year Complete)

POSTING DATE	AMOUNT	ITEM	VENDOR
6/9/2022	\$ 7.49	Amazon-Prizes-Crafts	US BANK CORPORATE PAYMENT
6/9/2022	\$ 42.81	Dollar Tree-Table Cl	US BANK CORPORATE PAYMENT
6/9/2022	\$ 37.70	Amazon-Prizes-Crafts	US BANK CORPORATE PAYMENT
6/9/2022	\$ 339.66	Amazon-Prizes-Crafts	US BANK CORPORATE PAYMENT
6/9/2022	\$ 24.72	Home Depot-Staple Gu	US BANK CORPORATE PAYMENT
6/9/2022	\$ 61.75	Walmart-Water-Snacks	US BANK CORPORATE PAYMENT
6/9/2022	\$ 25.17	Walmart-Cardstock-Pr	US BANK CORPORATE PAYMENT
6/9/2022	\$ 24.94	Target-Glue-Preschoo	US BANK CORPORATE PAYMENT
6/9/2022	\$ 100.20	Amazon-Roll Cart-Pre	US BANK CORPORATE PAYMENT
6/9/2022	\$ 334.18	Inventables-Solid Ca	US BANK CORPORATE PAYMENT
6/9/2022	\$ 462.18	Amazon-Robotics Supp	US BANK CORPORATE PAYMENT
6/9/2022	\$ 96.90	Amazon-Robotics Supp	US BANK CORPORATE PAYMENT
6/9/2022	\$ 204.60	Amazon-Robotics Supp	US BANK CORPORATE PAYMENT
6/9/2022	\$ 1,119.30	OKDO-Micro But-Singl	US BANK CORPORATE PAYMENT
6/9/2022	\$ 204.60	Amazon-Robotics Supp	US BANK CORPORATE PAYMENT
6/9/2022	\$ 215.40	Amazon-Robotics Supp	US BANK CORPORATE PAYMENT
6/9/2022	\$ 252.92	Michaels-Shirts-GOAT	US BANK CORPORATE PAYMENT
6/9/2022	\$ 11.83	Harbor Freight-Putty	US BANK CORPORATE PAYMENT
6/9/2022	\$ 46.24	Home Depot-Sealer-GO	US BANK CORPORATE PAYMENT
6/9/2022	\$ 23.62	Home Depot-Primer-GO	US BANK CORPORATE PAYMENT
6/9/2022	\$ 120.78	Home Depot-Paint-Bru	US BANK CORPORATE PAYMENT
6/9/2022	\$ 141.69	Home Depot-Paint-Bru	US BANK CORPORATE PAYMENT
6/9/2022	\$ 11.92	Amazon-Vinyl-GOAT sh	US BANK CORPORATE PAYMENT
6/9/2022	\$ 65.39	Home Depot-Paint-Bru	US BANK CORPORATE PAYMENT
6/9/2022	\$ 14.09	Home Depot-Paint-Bru	US BANK CORPORATE PAYMENT
6/9/2022	\$ 65.96	Home Depot-Paint-Swa	US BANK CORPORATE PAYMENT
6/9/2022	\$ 600.00	CVS-Gift Cards-GOAT	US BANK CORPORATE PAYMENT
6/9/2022	\$ 1.35	PG&E-Credit Card Fee	US BANK CORPORATE PAYMENT
6/9/2022	\$ 1.35	PG&E-Credit Card Fee	US BANK CORPORATE PAYMENT
6/9/2022	\$ 1.35	PG&E-Credit Card Fee	US BANK CORPORATE PAYMENT
6/9/2022	\$ 1.35	PG&E-Credit Card Fee	US BANK CORPORATE PAYMENT
6/9/2022	\$ 22.60	Amazon-Cleaning Kit-	US BANK CORPORATE PAYMENT
6/9/2022	\$ 672.00	Express Employment-W	US BANK CORPORATE PAYMENT
6/9/2022	\$ 672.00	Express Employment-W	US BANK CORPORATE PAYMENT
6/9/2022	\$ 688.00	Express Employment-W	US BANK CORPORATE PAYMENT
6/9/2022	\$ 672.00	Express Employment-W	US BANK CORPORATE PAYMENT
6/9/2022	\$ 452.39	FedEx-Pickleball Sig	US BANK CORPORATE PAYMENT
6/9/2022	\$ 947.04	Amazon-Pickleball Ho	US BANK CORPORATE PAYMENT
6/9/2022	\$ 173.01	Fast Signs-Picklebal	US BANK CORPORATE PAYMENT
6/9/2022	\$ 38.75	Emigh-Fasteners-Pick	US BANK CORPORATE PAYMENT
6/13/2022	\$ 24.57	J. Bailey-Mileage-Ma	JILL BAILEY
6/13/2022	\$ 1,034.22	Caltronics-Copies-Ma	JJR ENTERPRISES INC
6/13/2022	\$ 240.00	Official Pest Preven	OFFICIAL PEST PREVENTION I
6/13/2022	\$ 96.00	Dept of Justice-Fing	STATE OF CALIFORNIA
6/13/2022	\$ 6,435.00	FEC-Security Srvc-Ma	FULTON-EL CAMINO REC & PAR
6/13/2022	\$ 1,382.00	NDA-IT Services-May	NETWORK DESIGN ASSOCIATES
6/14/2022	\$ 42.00	Sheriff's Office-Fin	COUNTY OF SACRAMENTO
6/14/2022	\$ 462.00	Sheriff's Office-Fin	COUNTY OF SACRAMENTO
6/14/2022	\$ 126.00	Sheriff's Office-Fin	COUNTY OF SACRAMENTO



Monthly Billing Report
 General Fund - 336A
 June 2022

Fiscal Year 2021-2022
 Period 12
 (100% of the Year Complete)

POSTING DATE	AMOUNT	ITEM	VENDOR
6/16/2022	\$ 222.00	WESLEY HORN-FRIDAY D	WESLEY HORN
6/21/2022	\$ 72.75	JACK STANFILL-MUSIC	JACK STANFILL
6/24/2022	\$ 1,781.18	DaveBang Associates	DAVE BANG ASSOCIATES INC O
6/24/2022	\$ 338.55	Waxie-Trash Bags-Jan	WAXIES ENTERPRISES INC
6/24/2022	\$ 992.00	Richard Murray-CPR-1	RICHARD MURRAY
6/24/2022	\$ 1,500.00	Rachel Achuff-Pettin	RACHEL ACHUFF
6/29/2022	\$ 325.00	IES-A/C Repair-Inv S	FAMAND INC
6/29/2022	\$ 2,243.94	IES-A/C Repair-Inv S	FAMAND INC
6/29/2022	\$ 1,900.00	Delta Tree Service-T	DELTA TREE SERVICE
6/29/2022	\$ 3,500.00	Delta Tree Service-T	DELTA TREE SERVICE
6/29/2022	\$ 4,009.46	Davebang Assoc-Climb	DAVE BANG ASSOCIATES INC O
6/29/2022	\$ 300.00	Rivers & Mounds Inc-	RIVERS & MOUNDS INC
6/29/2022	\$ 1,290.00	T-Mobile-New Cellpho	T-MOBILE USA INC
6/29/2022	\$ 3,729.17	WEX-Gasoline-June 20	WEX BANK

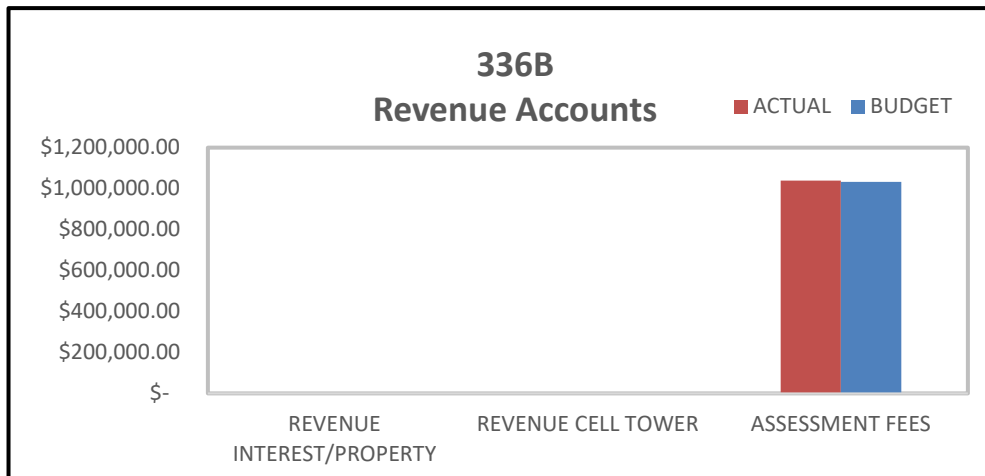
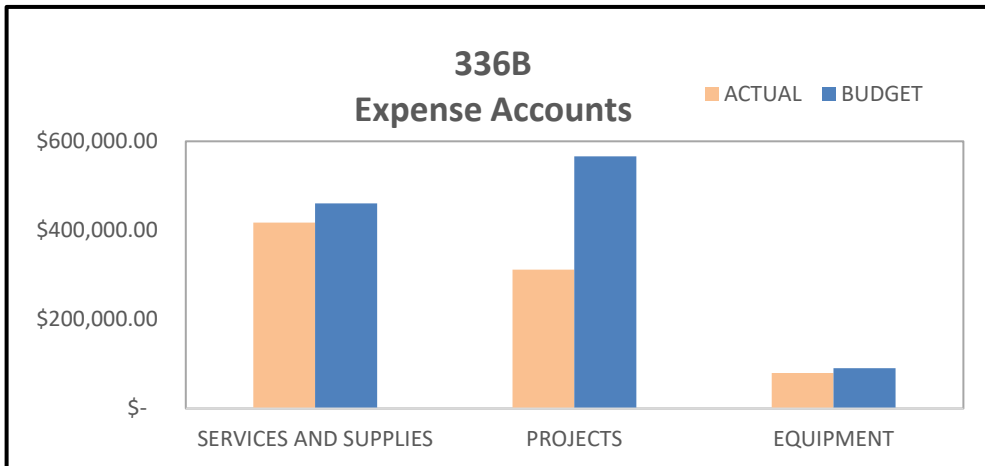


ASSESSMENT FUND - 336B				
EXPENSES	BUDGET	ACTUAL	AVAILABLE	% USED
SERVICES AND SUPPLIES	\$ 460,000.00	\$ 417,142.48	\$ 42,857.52	90.7%
PROJECTS	\$ 565,500.00	\$ 311,457.20	\$ 254,042.80	55.1%
EQUIPMENT	\$ 90,000.00	\$ 79,348.78	\$ 10,651.22	88.2%
TOTAL EXPENSE	\$ 1,115,500.00	\$ 807,948.46	\$ 307,551.54	72.4%

REVENUES	BUDGET	ACTUAL	AVAILABLE	% EARN
REVENUE INTEREST/PROPERTY	\$ 100.00	\$ 1,173.00	\$ 1,073.00	1173.0%
REVENUE CELL TOWER	\$ -	\$ -	\$ -	0.0%
ASSESSMENT FEES	\$ 1,032,486.00	\$ 1,038,479.56	\$ (5,993.56)	100.6%
TOTAL REVENUE	\$ 1,032,586.00	\$ 1,039,652.56	\$ (4,920.56)	100.7%

CARRYOVER BALANCE	\$ 67,554.00	\$ 67,554.00	\$ (299,258.10)	100.0%
--------------------------	---------------------	---------------------	------------------------	---------------

OVER/UNDER	\$ 15,360.00	\$ -	\$ -	
-------------------	---------------------	-------------	-------------	--





YTD Budget Report
 Assessment Fund - 336B
 June 2022

Fiscal Year 2021-2022
 Period 12
 (100% of the Year Complete)

COMMITMENT ITEM	BUDGET	ACTUAL	PENDING	AVAILABLE	% USED
20210300 AGRI/HORT SVC	\$ 265,000.00	\$ 245,952.23	\$ -	\$ 19,047.77	92.8%
20210400 AGRI/HORT SUP	\$ 5,000.00	\$ 2,573.75	\$ -	\$ 2,426.25	51.5%
20219800 WATER	\$ 175,000.00	\$ 154,584.00	\$ -	\$ 20,416.00	88.3%
20252500 ENGINEERING SVC	\$ 15,000.00	\$ 14,032.50	\$ -	\$ 967.50	93.6%
* 20 - SERVICES AND SUPPLIES	\$ 460,000.00	\$ 417,142.48	\$ -	\$ 42,857.52	90.7%
42420100 BUILDINGS	\$ 470,000.00	\$ 206,094.19	\$ -	\$ 263,905.81	43.8%
42420200 STRUCTURES	\$ 95,500.00	\$ 105,363.01	\$ -	\$ (9,863.01)	110.3%
* 42 - BUILDINGS	\$ 565,500.00	\$ 311,457.20	\$ -	\$ 254,042.80	55.1%
43430100 EQUIPMENT-GOV'T	\$ 90,000.00	\$ -	\$ -	\$ 90,000.00	0.0%
43430110 EQUIPMENT-PROP	\$ -	\$ 79,348.78	\$ -	\$ (79,348.78)	0.0%
* 43 - EQUIPMENT	\$ 90,000.00	\$ 79,348.78	\$ -	\$ 10,651.22	88.2%
** TOTAL EXPENDITURES	\$ 1,115,500.00	\$ 807,948.46	\$ -	\$ 307,551.54	72.4%

COMMITMENT ITEM	BUDGET	ACTUAL	PENDING	AVAILABLE	% USED
94941000 INTEREST INCOME	\$ (100.00)	\$ (1,173.00)	\$ -	\$ 1,073.00	1173.0%
* 94 - REVENUE FROM USE	\$ (100.00)	\$ (1,173.00)	\$ -	\$ 1,073.00	1173.0%
96969000 LEASE PROP USE	\$ -	\$ -	\$ -	\$ -	0.0%
* 96 - CHARGES FOR SERVICES	\$ -	\$ -	\$ -	\$ -	0.0%
97976200 ASSESSMENT FEES	\$ (1,032,486.00)	\$ (1,038,479.56)	\$ -	\$ 5,993.56	100.6%
* 97 - MISC REVENUE	\$ (1,032,486.00)	\$ (1,038,479.56)	\$ -	\$ 5,993.56	100.6%
** TOTAL REVENUES	\$ (1,032,586.00)	\$ (1,039,652.56)	\$ -	\$ 7,066.56	100.7%

*** GRAND TOTAL	\$ 82,914.00	\$ (231,704.10)	\$ -	\$ 314,618.10	-279.5%
------------------------	---------------------	------------------------	-------------	----------------------	----------------



Monthly Billing Report
 Assessment Fund - 336B
 June 2022

Fiscal Year 2021-2022
 Period 12
 (100% of the Year Complete)


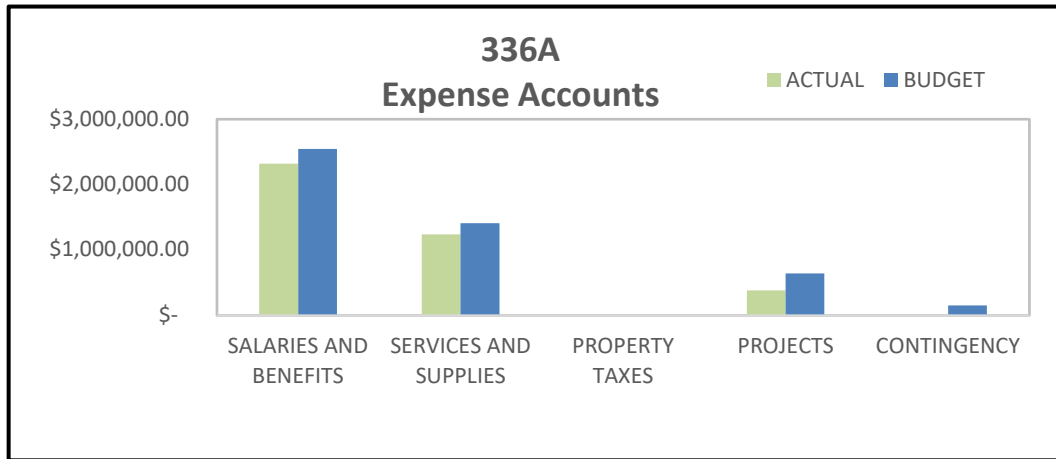
POSTING DATE	AMOUNT	ITEM	VENDOR
6/1/2022	\$ 68,732.85	KYA Services-Splash	KYA SERVICES LLC
6/9/2022	\$ 19,120.00	Emerald Green-Landsc	EMERALD GREEN LANDSCAPE
6/9/2022	\$ 598.21	Carmichael Water-Mad	US BANK CORPORATE
6/9/2022	\$ 749.64	Carmichael Water-She	US BANK CORPORATE
6/9/2022	\$ 744.24	Sac Suburban Water-G	US BANK CORPORATE
6/9/2022	\$ 174.59	Sac Suburban Water-G	US BANK CORPORATE
6/9/2022	\$ 766.68	Sac Suburban Water-G	US BANK CORPORATE
6/9/2022	\$ 239.69	Sac Suburban Water-G	US BANK CORPORATE
6/9/2022	\$ 1,189.38	Sac Suburban Water-M	US BANK CORPORATE
6/9/2022	\$ 86.55	Sac Suburban Water-S	US BANK CORPORATE
6/9/2022	\$ 952.61	Sac Suburban Water-E	US BANK CORPORATE
6/9/2022	\$ 253.89	Sac Suburban Water-W	US BANK CORPORATE
6/9/2022	\$ 332.53	Sac Suburban Water-H	US BANK CORPORATE
6/9/2022	\$ 847.43	Sac Suburban Water-V	US BANK CORPORATE
6/9/2022	\$ 262.41	Sac Suburban Water-C	US BANK CORPORATE
6/9/2022	\$ 1,418.32	Sac Suburban Water-S	US BANK CORPORATE
6/9/2022	\$ 864.89	Sac Suburban Water-A	US BANK CORPORATE



GENERAL FUND - 336A				
EXPENSES	BUDGET	ACTUAL	AVAILABLE	% USED
SALARIES AND BENEFITS	\$ 2,544,210.00	\$ 2,319,807.34	\$ 224,402.66	91.2%
SERVICES AND SUPPLIES	\$ 1,409,752.00	\$ 1,236,973.02	\$ 172,778.98	87.7%
PROPERTY TAXES	\$ 2,263.00	\$ 1,652.86	\$ 610.14	73.0%
PROJECTS	\$ 639,000.00	\$ 377,817.83	\$ 261,182.17	59.1%
CONTINGENCY	\$ 150,000.00	\$ -	\$ 150,000.00	0.0%
TOTAL EXPENSE	\$ 4,745,225.00	\$ 3,936,251.05	\$ 808,973.95	83.0%

REVENUES	BUDGET	ACTUAL	UNREALIZED	% EARN
PROPERTY TAX REVENUE	\$ 3,187,355.00	\$ 3,332,291.12	\$ (144,936.12)	104.5%
REVENUE FROM PROPERTY	\$ 50,418.00	\$ 91,591.70	\$ (41,173.70)	181.7%
FEDERAL/STATE AID	\$ 54,329.00	\$ 58,869.41	\$ (4,540.41)	108.4%
CHARGES FOR SERVICES	\$ 629,297.00	\$ 723,922.05	\$ (94,625.05)	115.0%
MISCELLANEOUS REVENUE	\$ 32,333.00	\$ 77,686.47	\$ (45,353.47)	240.3%
TOTAL REVENUE	\$ 3,953,732.00	\$ 4,284,360.75	\$ (330,628.75)	108.4%

CARRYOVER BALANCE	\$ 398,664.00	\$ 398,664.00	\$ (746,773.70)	100.0%
OVER/UNDER	\$ 392,829.00	\$ -	\$ -	





YTD Budget Report
 General Fund - 336A
 July 15, 2022

Fiscal Year 2021-2022
 Period 13
 (100% of the Year Complete)

COMMITMENT ITEM	BUDGET	ACTUAL	PENDING	AVAILABLE	% USED
10111000 FULL-TIME WAGES	\$ 1,264,957.00	\$ 1,234,837.93	\$ -	\$ 30,119.07	97.6%
10112100 PART-TIME WAGES	\$ 410,000.00	\$ 305,098.69	\$ -	\$ 104,901.31	74.4%
10112400 BOARD MEMBER	\$ 6,000.00	\$ 2,250.00	\$ -	\$ 3,750.00	37.5%
10113200 TIME/ONE HALF OT	\$ 1,000.00	\$ 165.46	\$ -	\$ 834.54	16.5%
10114300 ALLOWANCES	\$ 6,000.00	\$ 6,000.00	\$ -	\$ -	100.0%
10115200 TERMINAL PAY	\$ -	\$ 1,847.74	\$ -	\$ (1,847.74)	0.0%
10121000 RETIREMENT	\$ 432,113.00	\$ 421,472.63	\$ -	\$ 10,640.37	97.5%
10122000 OASDHI	\$ 24,374.00	\$ 21,182.30	\$ -	\$ 3,191.70	86.9%
10123000 GROUP INSURANCE	\$ 289,644.00	\$ 240,225.40	\$ -	\$ 49,418.60	82.9%
10123002 DENTAL INSURANCE	\$ 29,640.00	\$ 24,121.50	\$ -	\$ 5,518.50	81.4%
10123003 LIFE INSURANCE	\$ 252.00	\$ 209.40	\$ -	\$ 42.60	83.1%
10123004 VISION INSURANCE	\$ 435.00	\$ 467.28	\$ -	\$ (32.28)	107.4%
10124100 WORKER'S COMP	\$ 63,360.00	\$ 53,508.66	\$ -	\$ 9,851.34	84.5%
10125000 UNEMPLOYMENT - ACP	\$ -	\$ 8,307.02	\$ -	\$ (8,307.02)	0.0%
10125100 STATE UNEMPLOYMEN	\$ 16,435.00	\$ 113.33	\$ -	\$ 16,321.67	50.5%
* 10 - SALARIES AND BENEFITS	\$ 2,544,210.00	\$ 2,319,807.34	\$ -	\$ 224,402.66	91.2%
20200500 ADVERTISING	\$ 4,200.00	\$ 1,500.81	\$ -	\$ 2,699.19	35.7%
20202100 BOOKS/PER SVC	\$ 400.00	\$ 303.87	\$ -	\$ 96.13	76.0%
20202200 BOOKS/PER SUP	\$ 300.00	\$ 225.00	\$ -	\$ 75.00	75.0%
20202900 BUS/CONFERENCE E	\$ 8,300.00	\$ 9,341.70	\$ -	\$ (1,041.70)	112.6%
20203500 ED/TRAINING SVC	\$ 8,835.00	\$ 5,630.49	\$ -	\$ 3,204.51	63.7%
20203600 ED/TRAINING SUP	\$ 500.00	\$ -	\$ -	\$ 500.00	0.0%
20203900 EMP TRANSPORTATION	\$ 3,325.00	\$ 2,542.23	\$ -	\$ 782.77	76.5%
20205100 INS LIABILITY	\$ 113,750.00	\$ 110,434.79	\$ -	\$ 3,315.21	97.1%
20206100 MEMBERSHIP DUES	\$ 8,424.00	\$ 8,177.74	\$ -	\$ 246.26	97.1%
20206500 MICROFILM SVC	\$ 100.00	\$ 96.15	\$ -	\$ 3.85	96.2%
20206600 MICROFILM SUP	\$ 100.00	\$ 35.83	\$ -	\$ 64.17	35.8%
20207600 OFFICE SUPPLIES	\$ 6,000.00	\$ 4,253.69	\$ -	\$ 1,746.31	70.9%
20208100 POSTAL SVC	\$ 11,500.00	\$ 12,477.76	\$ -	\$ (977.76)	108.5%
20208102 STAMPS	\$ -	\$ -	\$ -	\$ -	0.0%
20208500 PRINTING SVC	\$ 35,000.00	\$ 31,676.22	\$ -	\$ 3,323.78	90.5%
20211100 BLDG MAINT SVC	\$ 17,000.00	\$ 31,179.13	\$ -	\$ (14,179.13)	183.4%
20211200 BLDG MAINT SUP	\$ 7,350.00	\$ 4,368.50	\$ -	\$ 2,981.50	59.4%
20212200 CHEMICAL SUPPLIE	\$ 3,000.00	\$ 1,831.22	\$ -	\$ 1,168.78	61.0%
20213100 ELECT MAINT SVC	\$ 3,500.00	\$ -	\$ -	\$ 3,500.00	0.0%
20213200 ELECT MAINT SUP	\$ 2,300.00	\$ 95.31	\$ -	\$ 2,204.69	4.1%
20214100 LAND IMP MAINT SVC	\$ 32,000.00	\$ 29,021.37	\$ -	\$ 2,978.63	90.7%
20214200 LAND IMP MAINT SUP	\$ 36,450.00	\$ 45,287.91	\$ -	\$ (8,837.91)	124.2%
20215100 MECH SYS MAINT SVC	\$ 11,100.00	\$ 14,955.83	\$ -	\$ (3,855.83)	134.7%
20215200 MECH SYS MAINT SUP	\$ 4,400.00	\$ 1,571.05	\$ -	\$ 2,828.95	35.7%
20216100 PAINTING SVC	\$ 1,000.00	\$ 975.00	\$ -	\$ 25.00	97.5%
20216200 PAINTING SUP	\$ 2,500.00	\$ 1,802.69	\$ -	\$ 697.31	72.1%
20216700 PLUMBING MAINT SVC	\$ 10,000.00	\$ 9,183.51	\$ -	\$ 816.49	91.8%
20216800 PLUMBING MAINT SUP	\$ 14,000.00	\$ 26,281.57	\$ -	\$ (12,281.57)	187.7%
20217100 RENTS/LEASES/RL	\$ 16,000.00	\$ 13,255.00	\$ -	\$ 2,745.00	82.8%
20218500 PERMIT CHARGES	\$ 1,000.00	\$ 1,545.62	\$ -	\$ (545.62)	154.6%
20219100 ELECTRICITY	\$ 80,000.00	\$ 72,165.64	\$ -	\$ 7,834.36	90.2%
20219200 NAT GAS/LPG/FUEL	\$ 8,300.00	\$ 9,676.44	\$ -	\$ (1,376.44)	116.6%
20219300 REF COLL/DISP SV	\$ 30,000.00	\$ 44,249.58	\$ -	\$ (14,249.58)	147.5%



YTD Budget Report
 General Fund - 336A
 July 15, 2022

Fiscal Year 2021-2022
 Period 13
 (100% of the Year Complete)

COMMITMENT ITEM	BUDGET	ACTUAL	PENDING	AVAILABLE	% USED
20219500 SEWAGE DISP SVC	\$ 9,000.00	\$ 10,030.34	\$ -	\$ (1,030.34)	111.4%
20219700 TELEPHONE SVC	\$ 59,000.00	\$ 47,544.70	\$ -	\$ 11,455.30	80.6%
20220500 AUTO MAINT SVC	\$ 7,000.00	\$ 15,213.04	\$ -	\$ (8,213.04)	217.3%
20220600 AUTO MAINT SUP	\$ 2,000.00	\$ 2,801.53	\$ -	\$ (801.53)	140.1%
20222600 EXPEND TOOLS	\$ 3,000.00	\$ 2,123.55	\$ -	\$ 876.45	70.8%
20222700 CELLPHONE/PAGER	\$ 10,000.00	\$ 5,911.87	\$ -	\$ 4,088.13	59.1%
20223600 FUEL/LUBRICANTS	\$ 25,750.00	\$ 28,109.51	\$ -	\$ (2,359.51)	109.2%
20226200 OFFICE EQ MAINT	\$ 3,800.00	\$ 736.79	\$ -	\$ 3,063.21	19.4%
20226500 INVENTORIAL EQUIP	\$ 18,000.00	\$ 4,798.93	\$ -	\$ 13,201.07	26.7%
20227500 RENT/LEASE EQUIP	\$ 2,900.00	\$ 7,732.46	\$ -	\$ (4,832.46)	266.6%
20228100 SHOP EQ MAINT SV	\$ 500.00	\$ 220.00	\$ -	\$ 280.00	44.0%
20229100 OTHER EQ MAINT SVC	\$ 500.00	\$ 856.13	\$ -	\$ (356.13)	171.2%
20229200 OTHER EQ MAINT SUP	\$ 2,600.00	\$ 2,820.76	\$ -	\$ (220.76)	108.5%
20231300 UNIFORM ALLOW	\$ 7,197.00	\$ 8,455.23	\$ -	\$ (1,258.23)	117.5%
20231400 CLOTH/PERSONAL	\$ 6,000.00	\$ 5,172.31	\$ -	\$ 827.69	86.2%
20232100 CUSTODIAL SVC	\$ 74,700.00	\$ 80,074.86	\$ -	\$ (5,374.86)	107.2%
20232200 CUSTODIAL SUP	\$ 16,000.00	\$ 23,138.15	\$ -	\$ (7,138.15)	144.6%
20233100 FOOD/CATERING SV	\$ 7,500.00	\$ 1,058.38	\$ -	\$ 6,441.62	14.1%
20233200 FOOD/CATERING SUP	\$ 10,000.00	\$ 4,619.86	\$ -	\$ 5,380.14	46.2%
20234200 KITCHEN SUP	\$ 1,000.00	\$ 86.11	\$ -	\$ 913.89	8.6%
20244400 MEDICAL SUPPLIES	\$ 6,650.00	\$ 8,239.65	\$ -	\$ (1,589.65)	123.9%
20250500 ACCOUNTING SVC	\$ 28,700.00	\$ 700.00	\$ -	\$ 28,000.00	2.4%
20250700 ASSESSMENT COLL	\$ 50,575.00	\$ 37,193.36	\$ -	\$ 13,381.64	73.5%
20254100 PERSONNEL SVC	\$ 5,000.00	\$ 2,025.00	\$ -	\$ 2,975.00	40.5%
20254400 SAFETY PROGRAM	\$ -	\$ -	\$ -	\$ -	0.0%
20257100 SECURITY SVC	\$ 171,400.00	\$ 171,721.91	\$ -	\$ (321.91)	100.2%
20259100 OTHER PROF SVC	\$ 1,200.00	\$ 12,520.46	\$ -	\$ (11,320.46)	1043.4%
20281100 DATA PROCESSING SV	\$ 30,000.00	\$ 23,540.32	\$ -	\$ 6,459.68	78.5%
20281200 DATA PROCESSING SU	\$ 2,000.00	\$ 439.95	\$ -	\$ 1,560.05	22.0%
20281201 HARDWARE	\$ 2,000.00	\$ 3,781.06	\$ -	\$ (1,781.06)	189.1%
20281202 SOFTWARE	\$ 15,144.00	\$ 24,235.99	\$ -	\$ (9,091.99)	160.0%
20281304 SALES TAX	\$ 1,000.00	\$ -	\$ -	\$ 1,000.00	0.0%
20283101 FEES	\$ -	\$ -	\$ -	\$ -	0.0%
20285100 RECREATIONAL SVC	\$ 270,000.00	\$ 138,545.93	\$ -	\$ 131,454.07	51.3%
20285200 RECREATIONAL SUP	\$ 19,000.00	\$ 25,506.82	\$ -	\$ (6,506.82)	134.2%
20285300 RECREATIONAL PROG	\$ 50,000.00	\$ 20,501.26	\$ -	\$ 29,498.74	41.0%
20285600 SPORTS FIELD SPP	\$ -	\$ -	\$ -	\$ -	0.0%
20287800 CREDIT CARD FEES	\$ 1,000.00	\$ 59.81	\$ -	\$ 940.19	6.0%
20288000 PY EXPEND	\$ 600.00	\$ -	\$ -	\$ 600.00	0.0%
20289600 CASH/INV SHORTAGE	\$ -	\$ 448.66	\$ -	\$ (448.66)	0.0%
20289800 OTHER OP EXP SUP	\$ 1,200.00	\$ 7,315.99	\$ -	\$ (6,115.99)	609.7%
20289900 OTHER OP EXP SVC	\$ 3,250.00	\$ 10,599.37	\$ -	\$ (7,349.37)	326.1%
20291500 COMPASS COSTS	\$ 3,952.00	\$ 3,951.32	\$ -	\$ 0.68	100.0%
* 20 - SERVICES AND SUPPLIES	\$ 1,409,752.00	\$ 1,236,973.02	\$ -	\$ 172,778.98	87.7%
30345000 TAX/LIC/ASSESS	\$ 2,263.00	\$ 1,652.86	\$ -	\$ 610.14	73.0%
* 30 - OTHER CHARGES	\$ 2,263.00	\$ 1,652.86	\$ -	\$ 610.14	73.0%
42420100 BUILDINGS	\$ -	\$ -	\$ -	\$ -	0.0%
42420200 STRUCTURES	\$ 639,000.00	\$ 377,817.83	\$ -	\$ 261,182.17	59.1%



YTD Budget Report
 General Fund - 336A
 July 15, 2022

Fiscal Year 2021-2022
 Period 13
 (100% of the Year Complete)

COMMITMENT ITEM	BUDGET	ACTUAL	PENDING	AVAILABLE	% USED
* 42 - BUILDINGS	\$ 639,000.00	\$ 377,817.83	\$ -	\$ 261,182.17	59.1%
79790100 CONTINGENCY APPR	\$ 150,000.00	\$ -	\$ -	\$ 150,000.00	0.0%
* 79 - APPROPRIATIONS	\$ 150,000.00	\$ -	\$ -	\$ 150,000.00	0.0%
** TOTAL EXPENDITURES	\$ 4,745,225.00	\$ 3,936,251.05	\$ -	\$ 808,973.95	83.0%

91910100 PROP TAX CUR SEC	\$ (2,938,710.00)	\$ (3,024,895.80)	\$ -	\$ 86,185.80	102.9%
91910200 PROP TAX CUR UNS	\$ (105,929.00)	\$ (104,608.67)	\$ -	\$ (1,320.33)	98.8%
91910300 PROP TAX CUR SUP	\$ (54,002.00)	\$ (110,951.61)	\$ -	\$ 56,949.61	205.5%
91910400 PROP TAX SEC DEL	\$ (23,000.00)	\$ (21,781.56)	\$ -	\$ (1,218.44)	94.7%
91910500 PROP TAX SUP DEL	\$ (3,500.00)	\$ (3,900.91)	\$ -	\$ 400.91	111.5%
91910600 PROP TAX UNITARY	\$ (60,104.00)	\$ (62,317.26)	\$ -	\$ 2,213.26	103.7%
91912000 PROP TAX REDEMPTIO	\$ (150.00)	\$ (279.64)	\$ -	\$ 129.64	186.4%
91913000 PROP TAX PR UNSE	\$ (1,500.00)	\$ (2,223.31)	\$ -	\$ 723.31	148.2%
91914000 PROP TAX PENALTY	\$ (460.00)	\$ (1,332.36)	\$ -	\$ 872.36	289.6%
* 91 - TAXES	\$ (3,187,355.00)	\$ (3,332,291.12)	\$ -	\$ 144,936.12	104.5%
94941000 INTEREST INCOME	\$ (10,418.00)	\$ (18,191.20)	\$ -	\$ 7,773.20	174.6%
94942900 BLDG RENTAL	\$ (40,000.00)	\$ (73,400.50)	\$ -	\$ 33,400.50	183.5%
* 94 - REVENUE FROM PROPER	\$ (50,418.00)	\$ (91,591.70)	\$ -	\$ 41,173.70	181.7%
95952200 HOME PROP TAX	\$ (25,829.00)	\$ (25,591.08)	\$ -	\$ (237.92)	99.1%
95953200 AID CO FUNDS	\$ (27,500.00)	\$ (18,082.72)	\$ -	\$ (9,417.28)	65.8%
95956900 STATE AID OTHER	\$ (1,000.00)	\$ (11,229.48)	\$ -	\$ 10,229.48	1122.9%
95959700 FEDERAL TAX CRED	\$ -	\$ (3,966.13)	\$ -	\$ 3,966.13	0.0%
* 95 - INTERGOV REVENUE	\$ (54,329.00)	\$ (58,869.41)	\$ -	\$ 4,540.41	108.4%
96964600 RECREATION SVC	\$ (595,000.00)	\$ (618,592.50)	\$ -	\$ 23,592.50	104.0%
96965700 DEVELOPMENT FEES	\$ -	\$ (59,109.30)	\$ -	\$ 59,109.30	0.0%
96969000 LEASE PROP USE	\$ (34,297.00)	\$ (46,220.25)	\$ -	\$ 11,923.25	134.8%
* 96 - CHARGES FOR SERVICES	\$ (629,297.00)	\$ (723,922.05)	\$ -	\$ 94,625.05	115.0%
97971000 CASH OVERAGES	\$ -	\$ -	\$ -	\$ -	0.0%
97973000 DONATIONS	\$ (10,000.00)	\$ (6,461.37)	\$ -	\$ (3,538.63)	64.6%
97974000 INSURANCE PROCEEDS	\$ (10,790.00)	\$ (12,414.72)	\$ -	\$ 1,624.72	115.1%
97979000 MISC. OTHER	\$ (11,543.00)	\$ (58,810.38)	\$ -	\$ 47,267.38	509.5%
* 97 - MISC REVENUE	\$ (32,333.00)	\$ (77,686.47)	\$ -	\$ 45,353.47	240.3%
** TOTAL REVENUES	\$ (3,953,732.00)	\$ (4,284,360.75)	\$ -	\$ 330,628.75	108.4%
*** GRAND TOTAL	\$ 791,493.00	\$ (348,109.70)	\$ -	\$ 1,139,602.70	-44.0%



Monthly Billing Report
 General Fund - 336A
 July 15, 2022

Fiscal Year 2021-2022
 Period 13
 (100% of the Year Complete)

POSTING DATE	AMOUNT	ITEM	VENDOR
7/1/2022	\$ 653.55	Co of Sac-Refuse Col	COUNTY OF SACRAMENTO
7/7/2022	\$ 292.15	J. Hichborn-Mileage-	JASON HICHBORN
7/7/2022	\$ 222.83	Encompass-Copies-Jun	LASER RECHARGE IN
7/7/2022	\$ 275.12	Encompass-Copies-Jun	LASER RECHARGE IN
7/7/2022	\$ 38.59	Encompass-Copies-Jun	LASER RECHARGE IN
7/7/2022	\$ 375.00	V-Power Equip-Plumbi	V-POWER EQUIPMENT
7/7/2022	\$ 40.00	J. Hichborn-Cellphon	JASON HICHBORN
7/7/2022	\$ 40.00	D. Piper-Cellphone-M	DANIEL V PIPER
7/8/2022	\$ 14.76	Facebook-Instagram A	US BANK CORPORATE
7/8/2022	\$ 23.99	Sac Bee-Newspaper-Ju	US BANK CORPORATE
7/8/2022	\$ 110.00	Carmichael Chamber-B	US BANK CORPORATE
7/8/2022	\$ 600.00	CSDA-Conference Reg-	US BANK CORPORATE
7/8/2022	\$ 5.25	Sac County-Parking	US BANK CORPORATE
7/8/2022	\$ 8.66	Woodland-Mileage-Jun	DARREN WOODLAND
7/8/2022	\$ 39.20	Rhea-Mileage-June 20	CHRISTINA RHEA
7/8/2022	\$ 25.74	Bailey-Mileage-June	JILL BAILEY
7/8/2022	\$ 2.14	Amazon-Prime Members	US BANK CORPORATE
7/8/2022	\$ 16.15	Amazon-Prime Members	US BANK CORPORATE
7/8/2022	\$ 118.00	USPS-Stamps	US BANK CORPORATE
7/8/2022	\$ 168.53	Print Project Manage	US BANK CORPORATE
7/8/2022	\$ 104.35	American Sheet Metal	US BANK CORPORATE
7/8/2022	\$ 20.56	Emigh-Latches-Bolts-	US BANK CORPORATE
7/8/2022	\$ 26.94	J&J Locksmith-Keys-T	US BANK CORPORATE
7/8/2022	\$ 174.00	AEDland-New Battery-	US BANK CORPORATE
7/8/2022	\$ 34.78	Emigh-Inv 959483-Toi	EMIGH HARDWARE CO
7/8/2022	\$ 43.28	Emigh-Inv 959569-AC	EMIGH HARDWARE CO
7/8/2022	\$ 193.73	Home Depot-Muriatic	US BANK CORPORATE
7/8/2022	\$ 74.29	Emigh-Inv 959403-Gra	EMIGH HARDWARE CO
7/8/2022	\$ 115.50	Earthwise Pest Mgmt-	US BANK CORPORATE
7/8/2022	\$ 87.82	FedEx-Signage-Pickle	US BANK CORPORATE
7/8/2022	\$ 118.53	Capitol Sand & Grave	US BANK CORPORATE
7/8/2022	\$ 442.73	Home Depot-Tree stak	US BANK CORPORATE
7/8/2022	\$ 92.64	Amazon-Trash Can Lin	US BANK CORPORATE
7/8/2022	\$ 46.32	Amazon-Trash Can Lin	US BANK CORPORATE
7/8/2022	\$ 480.00	Roy Cowan Recycling-	US BANK CORPORATE
7/8/2022	\$ 53.34	Capitol Sand & Grave	US BANK CORPORATE
7/8/2022	\$ 38.00	Roy Cowan Recycling-	US BANK CORPORATE
7/8/2022	\$ 67.88	Amazon-Trash Cans-As	US BANK CORPORATE
7/8/2022	\$ 2,738.00	Commercial Site Furn	US BANK CORPORATE
7/8/2022	\$ 61.66	Amazon-Trash Bags-As	US BANK CORPORATE
7/8/2022	\$ 5,589.25	Most Dependable Foun	MOST DEPENDABLE F
7/8/2022	\$ 101.85	Emigh-Inv 959733-Dri	EMIGH HARDWARE CO
7/8/2022	\$ 55.20	Kellymoore Paint-Act	US BANK CORPORATE
7/8/2022	\$ 172.62	Amazon-Retrofit Valv	US BANK CORPORATE
7/8/2022	\$ 192.84	Home Depot-Drain Kit	US BANK CORPORATE
7/8/2022	\$ 7.10	Emigh-Marking Pens-	US BANK CORPORATE
7/8/2022	\$ 79.97	Emigh-Irrigation Sup	US BANK CORPORATE
7/8/2022	\$ 6,791.19	SMUD-Electricity-Col	US BANK CORPORATE
7/8/2022	\$ 166.89	PG&E-Gas-2350 Northr	US BANK CORPORATE



Monthly Billing Report
 General Fund - 336A
 July 15, 2022

Fiscal Year 2021-2022
 Period 13
 (100% of the Year Complete)

POSTING DATE	AMOUNT	ITEM	VENDOR
7/8/2022	\$ 14.82	PG&E-Gas-1616 Missio	US BANK CORPORATE
7/8/2022	\$ 39.41	PG&E-Gas-3344 Missio	US BANK CORPORATE
7/8/2022	\$ 156.51	PG&E-Gas-4701 Gibbon	US BANK CORPORATE
7/8/2022	\$ 698.59	Republic Services-Ga	US BANK CORPORATE
7/8/2022	\$ 738.23	Republic Services-Ga	US BANK CORPORATE
7/8/2022	\$ 1,702.34	Republic Services-Ga	US BANK CORPORATE
7/8/2022	\$ 1,441.68	Republic Services-Ga	US BANK CORPORATE
7/8/2022	\$ 4,703.35	Consolidated Communi	US BANK CORPORATE
7/8/2022	\$ 80.43	Allstream-Telephone-	US BANK CORPORATE
7/8/2022	\$ 1,464.17	Ok Tire-14 Ford F250	OK TIRE STORES IN
7/8/2022	\$ 33.70	Home Depot-Inv 55145	HOME DEPOT
7/8/2022	\$ 86.56	Kimball Midwest-Glue	US BANK CORPORATE
7/8/2022	\$ 275.42	T-mobile-Cellphone-I	US BANK CORPORATE
7/8/2022	\$ 40.00	Woodland-Cellphone-J	DARREN WOODLAND
7/8/2022	\$ 88.11	Kwik Serv-Gas-Transi	US BANK CORPORATE
7/8/2022	\$ 80.98	Kwik Serv-Gas-Transi	US BANK CORPORATE
7/8/2022	\$ 90.97	Arco-Gasoline-F350 I	US BANK CORPORATE
7/8/2022	\$ 125.00	Arco-Gasoline-F350 I	US BANK CORPORATE
7/8/2022	\$ 967.61	Kimball Midwest-Wedg	MIDWEST MOTOR SUP
7/8/2022	\$ 363.12	Xerox-Copier Lease-J	XEROX CORPORATION
7/8/2022	\$ 363.12	Xerox-Copier Lease-M	XEROX CORPORATION
7/8/2022	\$ 386.85	Most Dependable Foun	US BANK CORPORATE
7/8/2022	\$ 193.86	Amazon-Hats-Parks Wo	US BANK CORPORATE
7/8/2022	\$ 107.35	Amazon-Omnimesh Hats	US BANK CORPORATE
7/8/2022	\$ 32.46	Amazon-Flexfit Hat-P	US BANK CORPORATE
7/8/2022	\$ 61.39	Michaels-Vinyl-Staff	US BANK CORPORATE
7/8/2022	\$ 79.35	Target-Staff Shirts-	US BANK CORPORATE
7/8/2022	\$ 15.89	Amazon-T Shirts-Camp	US BANK CORPORATE
7/8/2022	\$ 497.87	Amazon-T Shirts-Camp	US BANK CORPORATE
7/8/2022	\$ 46.53	Amazon-T Shirts-Camp	US BANK CORPORATE
7/8/2022	\$ 185.90	Mission Linen Supply	US BANK CORPORATE
7/8/2022	\$ 7,000.00	City Wide Maint-Jani	SCOTT WATERS
7/8/2022	\$ 96.96	Amazon-Nitrile Glove	US BANK CORPORATE
7/8/2022	\$ 96.96	Amazon-Nitrile Glove	US BANK CORPORATE
7/8/2022	\$ 1,353.87	City Wide Maint-Jani	SCOTT WATERS
7/8/2022	\$ 560.13	Waxie-Janitorial Sup	WAXIES ENTERPRISE
7/8/2022	\$ 16.43	Raleys-Ice-Waters-St	US BANK CORPORATE
7/8/2022	\$ 159.32	Little Caesars-Pizza	US BANK CORPORATE
7/8/2022	\$ 168.95	Sams's Club-Hamburge	US BANK CORPORATE
7/8/2022	\$ 7.52	Taco Bell-Lunch-Staf	US BANK CORPORATE
7/8/2022	\$ 15.52	Grocery Outlet-Water	US BANK CORPORATE
7/8/2022	\$ 13.92	Walmart-Snacks-Leade	US BANK CORPORATE
7/8/2022	\$ 247.57	Costco-Hotdogs-Pizza	US BANK CORPORATE
7/8/2022	\$ 243.21	Little Caesars-Pizza	US BANK CORPORATE
7/8/2022	\$ 52.31	Taco Bell-Lunch-Staf	US BANK CORPORATE
7/8/2022	\$ 64.54	Amazon-First Aid Pac	US BANK CORPORATE
7/8/2022	\$ 398.50	Mission Linen Supply	US BANK CORPORATE
7/8/2022	\$ 179.44	Amazon-COVID Tests-M	US BANK CORPORATE
7/8/2022	\$ 335.59	Amazon-COVID Tests-S	US BANK CORPORATE



Monthly Billing Report
 General Fund - 336A
 July 15, 2022

Fiscal Year 2021-2022
 Period 13
 (100% of the Year Complete)

POSTING DATE	AMOUNT	ITEM	VENDOR
7/8/2022	\$ 351.29	Amazon-COVID Tests-D	US BANK CORPORATE
7/8/2022	\$ 109.57	Amazon-Fist Aid Kits	US BANK CORPORATE
7/8/2022	\$ 25.00	LiveScan-Fingerprint	US BANK CORPORATE
7/8/2022	\$ 4,193.92	Sac Co Sheriff's Off	SACRAMENTO COUNTY
7/8/2022	\$ 412.80	Express Employment-R	US BANK CORPORATE
7/8/2022	\$ 432.00	Express Employment-R	US BANK CORPORATE
7/8/2022	\$ 345.60	Express Employment-R	US BANK CORPORATE
7/8/2022	\$ 99.00	Microsoft Office- So	US BANK CORPORATE
7/8/2022	\$ 14.99	Adobe-Software-June	US BANK CORPORATE
7/8/2022	\$ 29.98	1AND1.COM-Irrigation	US BANK CORPORATE
7/8/2022	\$ 125.00	Constant Contact-Sof	US BANK CORPORATE
7/8/2022	\$ 1.00	When I Work-Schedule	US BANK CORPORATE
7/8/2022	\$ 45.00	When I Work-Scheduli	US BANK CORPORATE
7/8/2022	\$ 200.00	Streamline-Website-S	US BANK CORPORATE
7/8/2022	\$ 14.99	Adobe-Software-June	US BANK CORPORATE
7/8/2022	\$ 160.00	Microsoft Office- So	US BANK CORPORATE
7/8/2022	\$ 100.00	Foothill Skate-Depos	US BANK CORPORATE
7/8/2022	\$ 2.78	Home Depot-Paint Dro	US BANK CORPORATE
7/8/2022	\$ 60.52	Michaels-Spray Paint	US BANK CORPORATE
7/8/2022	\$ 45.74	Michaels-Spray Paint	US BANK CORPORATE
7/8/2022	\$ 9.26	Amazon-Tissue Paper-	US BANK CORPORATE
7/8/2022	\$ 19.24	Dollar Tree-Misc Pri	US BANK CORPORATE
7/8/2022	\$ 27.45	Goodwill-Costumes-Ca	US BANK CORPORATE
7/8/2022	\$ 42.96	Amazon-Sunscreen-Sum	US BANK CORPORATE
7/8/2022	\$ 19.16	Target-Command Strip	US BANK CORPORATE
7/8/2022	\$ 79.68	Amazon-Dodge Balls-F	US BANK CORPORATE
7/8/2022	\$ 193.83	Sam's Club-Masks-Bat	US BANK CORPORATE
7/8/2022	\$ 386.09	Amazon-Dodge Balls-F	US BANK CORPORATE
7/8/2022	\$ 62.49	That's Cheap-Craft S	US BANK CORPORATE
7/8/2022	\$ 22.96	Walmart-Science Expe	US BANK CORPORATE
7/8/2022	\$ 87.25	Target-Supplies-GOAT	US BANK CORPORATE
7/8/2022	\$ 615.36	Amazon-Paper-Glue-Su	US BANK CORPORATE
7/8/2022	\$ 15.60	Amazon-Alcohol Wipes	US BANK CORPORATE
7/8/2022	\$ 9.69	Amazon- Tissue paper	US BANK CORPORATE
7/8/2022	\$ 217.62	Amazon-Crayons-Camp	US BANK CORPORATE
7/8/2022	\$ 145.52	Walmart-Science Craf	US BANK CORPORATE
7/8/2022	\$ 67.43	Five Below-Craft Sup	US BANK CORPORATE
7/8/2022	\$ 69.80	Amazon-Tug-O-War Rop	US BANK CORPORATE
7/8/2022	\$ 172.36	Amazon-Toy Cars-Pres	US BANK CORPORATE
7/8/2022	\$ 18.96	Carmichael Grocery-I	US BANK CORPORATE
7/8/2022	\$ 256.28	Amazon-Boxing Gear-C	US BANK CORPORATE
7/8/2022	\$ 32.41	Target-Spray bottles	US BANK CORPORATE
7/8/2022	\$ 30.58	Cosco-Clorox Wipes-P	US BANK CORPORATE
7/8/2022	\$ 16.15	Michaels-Tulip Bix B	US BANK CORPORATE
7/8/2022	\$ 26.94	Sam's Club-Cup Cakes	US BANK CORPORATE
7/8/2022	\$ 51.63	Lowe's-Pickers-Bucket	US BANK CORPORATE
7/8/2022	\$ 14.00	Amazon-Folders-Summe	US BANK CORPORATE
7/8/2022	\$ 15.00	Target-Prize-Leaders	US BANK CORPORATE



Monthly Billing Report
 General Fund - 336A
 July 15, 2022

Fiscal Year 2021-2022
 Period 13
 (100% of the Year Complete)

POSTING DATE	AMOUNT	ITEM	VENDOR
7/8/2022	\$ 33.48	Target-Prize-Leaders	US BANK CORPORATE
7/8/2022	\$ 104.50	Target-Fuji Camera-P	US BANK CORPORATE
7/8/2022	\$ 15.62	Amazon-Name Tags-Sum	US BANK CORPORATE
7/8/2022	\$ 51.18	J&J Locksmith-Keys-S	US BANK CORPORATE
7/8/2022	\$ 26.16	Amazon-Forks-Pens-Su	US BANK CORPORATE
7/8/2022	\$ 164.32	Dollar Tree-Water To	US BANK CORPORATE
7/8/2022	\$ 201.06	Target-Storage Bins-	US BANK CORPORATE
7/8/2022	\$ 65.80	Target-Sunscreen-Sum	US BANK CORPORATE
7/8/2022	\$ 112.77	Home Depot-Water Jug	US BANK CORPORATE
7/8/2022	\$ 33.36	Walmart-Science Expe	US BANK CORPORATE
7/8/2022	\$ 7.53	Sally Beauty-Crafts	US BANK CORPORATE
7/8/2022	\$ 45.99	Dollar Tree-Supplies	US BANK CORPORATE
7/8/2022	\$ 142.67	Halloween Costumes-B	US BANK CORPORATE
7/8/2022	\$ 34.47	Amazon-Cooling Vest-	US BANK CORPORATE
7/8/2022	\$ 21.54	Amazon-FM Radio Sold	US BANK CORPORATE
7/8/2022	\$ 215.40	Amazon-FM Radio Sold	US BANK CORPORATE
7/8/2022	\$ 15.04	Michaels-Shirt Suppl	US BANK CORPORATE
7/8/2022	\$ 21.54	Amazon-FM Radio Sold	US BANK CORPORATE
7/8/2022	\$ 215.40	Amazon-FM Radio Sold	US BANK CORPORATE
7/8/2022	\$ 21.54	Amazon-FM Radio Sold	US BANK CORPORATE
7/8/2022	\$ 43.08	Amazon-FM Radio Sold	US BANK CORPORATE
7/8/2022	\$ 319.50	FedEx-Micro Chips-Ri	US BANK CORPORATE
7/8/2022	\$ 1.35	PG&E-Credit Card Fee	US BANK CORPORATE
7/8/2022	\$ 1.35	PG&E-Credit Card Fee	US BANK CORPORATE
7/8/2022	\$ 1.35	PG&E-Credit Card Fee	US BANK CORPORATE
7/8/2022	\$ 1.35	PG&E-Credit Card Fee	US BANK CORPORATE
7/8/2022	\$ 16.23	Amazon-Personal Purc	US BANK CORPORATE
7/8/2022	\$ 10.79	Amazon-Personal Purc	US BANK CORPORATE
7/8/2022	\$ 20.46	Amazon-Bulletin Boar	US BANK CORPORATE
7/8/2022	\$ 12.94	Amazon-Adhesive Lett	US BANK CORPORATE
7/8/2022	\$ 54.38	Amazon-In-Out-Board-	US BANK CORPORATE
7/8/2022	\$ 688.00	Express Employment-W	US BANK CORPORATE
7/8/2022	\$ 720.00	Express Employment-W	US BANK CORPORATE
7/8/2022	\$ 576.00	Express Employment-W	US BANK CORPORATE
7/11/2022	\$ 88.63	Curtola-Mileage-June	DANTE CURTOLA
7/11/2022	\$ 40.00	Piper-Cellphone-June	DANIEL V PIPER
7/11/2022	\$ (35,123.90)	Recl stat Depreciation	COUNTY OF SACRAMENTO
7/13/2022	\$ 711.06	Chairs-New Conferenc	US BANK CORPORATE
7/13/2022	\$ 850.15	Table-New Conference	US BANK CORPORATE
7/13/2022	\$ 478.23	TV-New Conference Ro	US BANK CORPORATE
7/13/2022	\$ (711.06)	Chairs-New Conferenc	US BANK CORPORATE
7/13/2022	\$ (850.15)	Table-New Conference	US BANK CORPORATE
7/13/2022	\$ (478.23)	TV-New Conference Ro	US BANK CORPORATE
7/15/2022	\$ 77.00	Med 7 Urgent Care-Ph	CARBON HEALTH MED

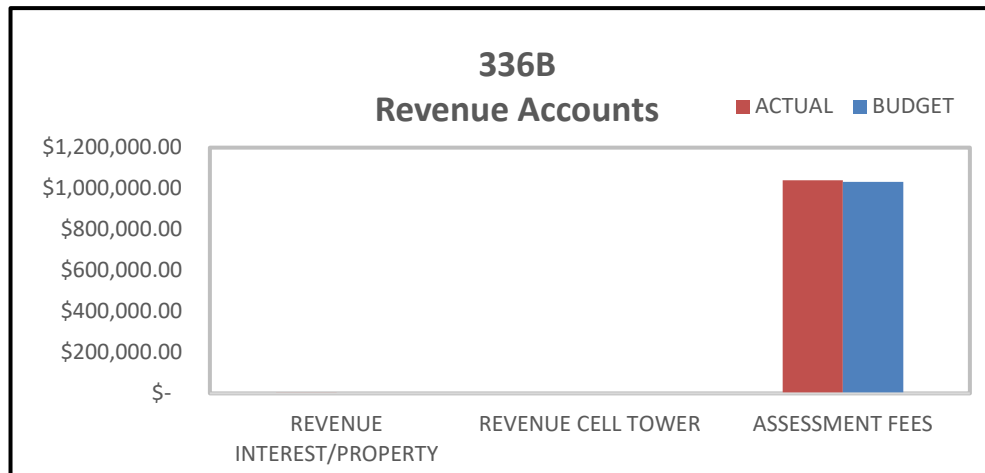
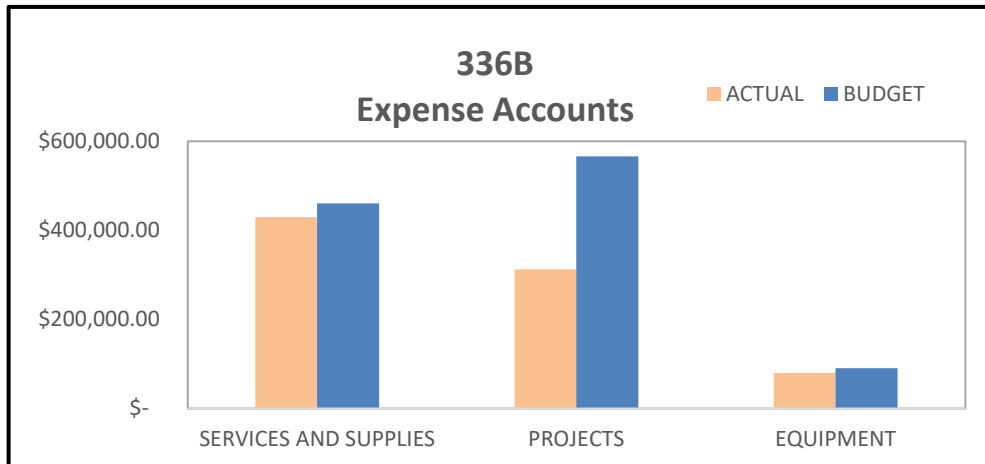


ASSESSMENT FUND - 336B				
EXPENSES	BUDGET	ACTUAL	AVAILABLE	% USED
SERVICES AND SUPPLIES	\$ 460,000.00	\$ 429,174.41	\$ 30,825.59	93.3%
PROJECTS	\$ 565,500.00	\$ 312,557.12	\$ 252,942.88	55.3%
EQUIPMENT	\$ 90,000.00	\$ 79,348.78	\$ 10,651.22	88.2%
TOTAL EXPENSE	\$ 1,115,500.00	\$ 821,080.31	\$ 294,419.69	73.6%

REVENUES	BUDGET	ACTUAL	AVAILABLE	% EARN
REVENUE INTEREST/PROPERTY	\$ 100.00	\$ 3,213.00	\$ 3,113.00	3213.0%
REVENUE CELL TOWER	\$ -	\$ -	\$ -	0.0%
ASSESSMENT FEES	\$ 1,032,486.00	\$ 1,041,263.50	\$ (8,777.50)	100.9%
TOTAL REVENUE	\$ 1,032,586.00	\$ 1,044,476.50	\$ (5,664.50)	101.2%

CARRYOVER BALANCE	\$ 67,554.00	\$ 67,554.00	\$ (290,950.19)	100.0%
--------------------------	---------------------	---------------------	------------------------	---------------

OVER/UNDER	\$ 15,360.00	\$ -	\$ -	
-------------------	---------------------	-------------	-------------	--





YTD Budget Report
 Assessment Fund - 336B
 July 15, 2022

Fiscal Year 2021-2022
 Period 13
 (100% of the Year Complete)

COMMITMENT ITEM	BUDGET	ACTUAL	PENDING	AVAILABLE	% USED
20210300 AGRI/HORT SVC	\$ 265,000.00	\$ 245,952.23	\$ -	\$ 19,047.77	92.8%
20210400 AGRI/HORT SUP	\$ 5,000.00	\$ 2,573.75	\$ -	\$ 2,426.25	51.5%
20219800 WATER	\$ 175,000.00	\$ 166,615.93	\$ -	\$ 8,384.07	95.2%
20252500 ENGINEERING SVC	\$ 15,000.00	\$ 14,032.50	\$ -	\$ 967.50	93.6%
* 20 - SERVICES AND SUPPLIES	\$ 460,000.00	\$ 429,174.41	\$ -	\$ 30,825.59	93.3%
42420100 BUILDINGS	\$ 470,000.00	\$ 207,194.11	\$ -	\$ 262,805.89	44.1%
42420200 STRUCTURES	\$ 95,500.00	\$ 105,363.01	\$ -	\$ (9,863.01)	110.3%
* 42 - BUILDINGS	\$ 565,500.00	\$ 312,557.12	\$ -	\$ 252,942.88	55.3%
43430100 EQUIPMENT-GOV'T	\$ 90,000.00	\$ -	\$ -	\$ 90,000.00	0.0%
43430110 EQUIPMENT-PROP	\$ -	\$ 79,348.78	\$ -	\$ (79,348.78)	0.0%
* 43 - EQUIPMENT	\$ 90,000.00	\$ 79,348.78	\$ -	\$ 10,651.22	88.2%
** TOTAL EXPENDITURES	\$ 1,115,500.00	\$ 821,080.31	\$ -	\$ 294,419.69	73.6%

COMMITMENT ITEM	BUDGET	ACTUAL	PENDING	AVAILABLE	% USED
94941000 INTEREST INCOME	\$ (100.00)	\$ (3,213.00)	\$ -	\$ 3,113.00	3213.0%
* 94 - REVENUE FROM USE	\$ (100.00)	\$ (3,213.00)	\$ -	\$ 3,113.00	3213.0%
96969000 LEASE PROP USE	\$ -	\$ -	\$ -	\$ -	0.0%
* 96 - CHARGES FOR SERVICES	\$ -	\$ -	\$ -	\$ -	0.0%
97976200 ASSESSMENT FEES	\$ (1,032,486.00)	\$ (1,041,263.50)	\$ -	\$ 8,777.50	100.9%
* 97 - MISC REVENUE	\$ (1,032,486.00)	\$ (1,041,263.50)	\$ -	\$ 8,777.50	100.9%
** TOTAL REVENUES	\$ (1,032,586.00)	\$ (1,044,476.50)	\$ -	\$ 11,890.50	101.2%

*** GRAND TOTAL	\$ 82,914.00	\$ (223,396.19)	\$ -	\$ 306,310.19	-269.4%
------------------------	---------------------	------------------------	-------------	----------------------	----------------



Monthly Billing Report
 Assessment Fund - 336B
 July 15, 2022

Fiscal Year 2021-2022
 Period 13
 (100% of the Year Complete)

POSTING DATE	AMOUNT	ITEM	VENDOR
7/8/2022	\$ 643.33	Carmichael Water Dis	US BANK CORPORATE
7/8/2022	\$ 820.44	Carmichael Water Dis	US BANK CORPORATE
7/8/2022	\$ 1,105.83	Sac Suburban Water D	US BANK CORPORATE
7/8/2022	\$ 134.83	Sac Suburban Water D	US BANK CORPORATE
7/8/2022	\$ 239.69	Sac Suburban Water D	US BANK CORPORATE
7/8/2022	\$ 943.74	Sac Suburban Water D	US BANK CORPORATE
7/8/2022	\$ 1,102.23	Sac Suburban Water D	US BANK CORPORATE
7/8/2022	\$ 915.83	Sac Suburban Water D	US BANK CORPORATE
7/8/2022	\$ 275.19	Sac Suburban Water D	US BANK CORPORATE
7/8/2022	\$ 2,007.30	Sac Suburban Water D	US BANK CORPORATE
7/8/2022	\$ 1,972.16	Sac Suburban Water D	US BANK CORPORATE
7/8/2022	\$ 1,124.24	Sac Suburban Water D	US BANK CORPORATE
7/8/2022	\$ 354.71	Sac Suburban Water D	US BANK CORPORATE
7/8/2022	\$ 106.43	Sac Suburban Water D	US BANK CORPORATE
7/8/2022	\$ 285.98	Sac Suburban Water D	US BANK CORPORATE
7/8/2022	\$ 1,099.92	Sac County-Permit-Gi	US BANK CORPORATE
7/11/2022	\$ (635,615.85)	Recl stat Depreciation	COUNTY OF SACRAMENTO